

Independent Auditors' Report

To
The Members of
NCC INFRASTRUCTURE HOLDINGS LIMITED

Report on the Special Purpose Standalone Ind AS financial statements

We have audited the accompanying special purpose standalone Ind AS financial statements of **NCC INFRASTRUCTURE HOLDINGS LIMITED** ("the Company"), which comprise the Balance Sheet as at March 31, 2017, the Statement of Profit and Loss (including Other Comprehensive Income), the Cash Flow Statement and the Statement of Changes in Equity for the year then ended and a summary of the significant accounting policies and other explanatory information (hereinafter referred to as "special purpose standalone Ind AS financial statements").

Management's Responsibility for the Special Purpose Standalone Ind AS financial statements

The Company's Board of Directors is responsible for the matters stated in Section 134(5) of the Companies Act, 2013 ("the Act") with respect to the preparation of these special purpose standalone Ind AS financial statements that give a true and fair view of the financial position, financial performance including other comprehensive income, cash flows and changes in equity of the Company in accordance with the accounting principles generally accepted in India, including the Indian Accounting Standards (Ind AS) prescribed under Section 133 of the Act read with relevant rules issued there under.

This responsibility also includes maintenance of adequate accounting records in accordance with the provisions of the Act for safeguarding the assets of the Company and for preventing and detecting frauds and other irregularities; selection and application of appropriate accounting policies; making judgments and estimates that are reasonable and prudent; and design, implementation and maintenance of adequate internal financial controls, that were operating effectively for ensuring the accuracy and completeness of the accounting records, relevant to the preparation and presentation of the special purpose standalone Ind AS financial statements that give a true and fair view and are free from material misstatement, whether due to fraud or error.

Auditor's Responsibility

Our responsibility is to express an opinion on these special purpose standalone Ind AS financial statements based on our audit.

We have taken into account the provisions of the Act, the accounting and auditing standards and matters which are required to be included in the audit report under the provisions of the Act and the Rules made there under.

We conducted our audit of the special purpose standalone Ind AS financial statements in accordance with the Standards on Auditing specified under Section 143(10) of the Act. Those Standards require that we comply with ethical requirements and plan and perform the audit to obtain reasonable assurance about whether the special purpose standalone Ind AS financial statements are free from material misstatement.

An audit involves performing procedures to obtain audit evidence about the amounts and the disclosures in the special purpose standalone Ind AS financial statements. The procedures selected



depend on the auditor's judgment, including the assessment of the risks of material misstatement of the special purpose standalone Ind AS financial statements, whether due to fraud or error. In making those risk assessments, the auditor considers internal financial controls relevant to the Company's preparation of the special purpose standalone Ind AS financial statements that give a true and fair view in order to design audit procedures that are appropriate in the circumstances. An audit also includes evaluating the appropriateness of the accounting policies used and the reasonableness of the accounting estimates made by the Company's Directors, as well as evaluating the overall presentation of the special purpose standalone Ind AS financial statements.

We believe that the audit evidence we have obtained is sufficient and appropriate to provide a basis for our audit opinion on the special purpose standalone Ind AS financial statements.

Opinion

In our opinion and to the best of our information and according to the explanations given to us, the aforesaid special purpose standalone Ind AS financial statements give the information required by the Act in the manner so required and give a true and fair view in conformity with the accounting principles generally accepted in India including the Ind AS, of the financial position of the Company as at March 31, 2017, and its loss including other comprehensive income, its cash flows and the changes in equity for the year ended on that date.

Emphasis of Matter


We draw attention to the following Notes to Financial Statements

- a. Note 24 to the Financial Statements, which describe the uncertainty related to the outcome of the arbitration proceedings initiated against the Company by TAQA India Power Ventures Limited in connection with sale of investments in Himachal Sorang Power Limited and
- b. Note 25.5 to the Financial Statements regarding losses incurred by the subsidiary / other companies in which the Company has invested money / given advances
- c. Note 30 to the Financial Statements regarding non compliance with the applicable prudential norms to be followed by the Non Banking Financial Companies, issued by Reserve Bank of India.

Our opinion is not modified in the regard, in view of the reasons stated by the management in the said notes.

Report on Other Legal and Regulatory Requirements


1. As required by section 143(3) of the Act, we report that:
 - a. We have sought and obtained all the information and explanations which to the best of our knowledge and belief were necessary for the purpose of our audit;
 - b. In our opinion proper books of account as required by law have been kept by the Company so far as appears from our examination of those books;
 - c. the Balance Sheet, the Statement of Profit and Loss, Cash Flow Statement and the Statement of Changes in Equity dealt by this Report are in agreement with the books of account;




- d. In our opinion, the aforesaid special purpose standalone Ind AS financial statements comply with the Indian Accounting Standards prescribed under Section 133 of the Act;
- e. On the basis of written representations received from the directors as on March 31, 2017, and taken on record by the Board of Directors, none of the directors is disqualified as on March 31, 2017, from being appointed as a director in terms of Section 164 (2) of the Act.
- f. With respect to the adequacy of the internal financial controls over financial reporting of the Company and the operating effectiveness of such controls, refer to our separate report in 'Annexure A'; and
- g. With respect to the other matters to be included in the Auditor's Report in accordance with Rule 11 of the Companies (Audit and Auditor's) Rules, 2014, in our opinion and to the best of our information and according to the explanations given to us
- i. the Company has disclosed all known pending litigations in Note 23 and 24 to the financial statements. In this regard, the Company's management is of the opinion that the said matter, at present, is sub-judice and the outcome of which is not determinable at this stage. Accordingly, the consequential impact on the financial statements, if any, in the opinion of the management could not be quantified.
 - ii. the Company does not have any long-term contracts including derivative contracts for which there are any material foreseeable losses.
 - iii. the provisions of the Investor Education and Protection Fund are not applicable to the Company.
 - i. the Company has provided requisite disclosure in its Financial Statements as to holding as well as dealing in specified Bank Notes during the period from November 8, 2016 to December 30, 2016 and these are in accordance with the books of account maintained by the Company. Refer Note 28 to the special purpose standalone Ind AS financial statements.
2. As required by the Companies (Auditor's Report) Order, 2016 ("the Order") issued by the Central Government of India in terms of sub-section (11) of section 143 of the Act, we give in the 'Annexure B', a statement on the matters specified in paragraphs 3 and 4 of the Order.

The special purpose standalone Ind AS financial statements are prepared to assist NCC Limited or Gayatri Energy Ventures Private Limited for the preparation of consolidated Ind AS financial statements for the year ended March 31, 2017. As a result, these special purpose standalone Ind AS financial statements may not be suitable for any other purpose.

for M. Bhaskara Rao & Co.,
Chartered Accountants
Firm Registration No. 000459S




V K Muralidhar
Partner
Membership No.201570

Hyderabad, May 11, 2017

Annexure A to the Independent Auditors' report**Report on the Internal Financial Controls under Clause (i) of Sub-section 3 of Section 143 of the Companies Act, 2013 ("the Act")**

We have audited the internal financial controls over financial reporting of **NCC INFRASTRUCTURE HOLDINGS LIMITED** ("the Company") as of March 31, 2017 in conjunction with our audit of the special purpose standalone Ind AS financial statements of the Company for the year ended on that date.

Management's Responsibility for Internal Financial Controls


The Company's management is responsible for establishing and maintaining internal financial controls based on the internal control over financial reporting criteria established by the Company considering the essential components of internal control stated in the Guidance Note on Audit of Internal Financial Controls over Financial Reporting issued by the Institute of Chartered Accountants of India ('ICAI'). These responsibilities include the design, implementation and maintenance of adequate internal financial controls that were operating effectively for ensuring the orderly and efficient conduct of its business, including adherence to Company's policies, the safeguarding of its assets, the prevention and detection of frauds and errors, the accuracy and completeness of the accounting records, and the timely preparation of reliable financial information, as required under the Companies Act, 2013.

Auditors' Responsibility

Our responsibility is to express an opinion on the Company's internal financial controls over financial reporting based on our audit. We conducted our audit in accordance with the Guidance Note on Audit of Internal Financial Controls over Financial Reporting (the "Guidance Note") and the Standards on Auditing, issued by ICAI and deemed to be prescribed under section 143(10) of the Companies Act, 2013, to the extent applicable to an audit of internal financial controls, both applicable to an audit of Internal Financial Controls and, both issued by the Institute of Chartered Accountants of India. Those Standards and the Guidance Note require that we comply with ethical requirements and plan and perform the audit to obtain reasonable assurance about whether adequate internal financial controls over financial reporting was established and maintained and if such controls operated effectively in all material respects.

Our audit involves performing procedures to obtain audit evidence about the adequacy of the internal financial controls system over financial reporting and their operating effectiveness. Our audit of internal financial controls over financial reporting included obtaining an understanding of internal financial controls over financial reporting, assessing the risk that a material weakness exists, and testing and evaluating the design and operating effectiveness of internal control based on the assessed risk. The procedures selected depend on the auditor's judgment, including the assessment of the risks of material misstatement of the financial statements, whether due to fraud or error.

We believe that the audit evidence we have obtained is sufficient and appropriate to provide a basis for our audit opinion on the Company's internal financial controls system over financial reporting.



Meaning of Internal Financial Controls over Financial Reporting

The Company's internal financial control over financial reporting is a process designed to provide reasonable assurance regarding the reliability of financial reporting and the preparation of financial statements for external purposes in accordance with generally accepted accounting principles. A Company's internal financial control over financial reporting includes those policies and procedures that (1) pertain to the maintenance of records that, in reasonable detail, accurately and fairly reflect the transactions and dispositions of the assets of the Company; (2) provide reasonable assurance that transactions are recorded as necessary to permit preparation of financial statements in accordance with generally accepted accounting principles, and that receipts and expenditures of the Company are being made only in accordance with authorisations of management and directors of the Company; and (3) provide reasonable assurance regarding prevention or timely detection of unauthorised acquisition, use, or disposition of the Company's assets that could have a material effect on the financial statements.


Inherent Limitations of Internal Financial Controls over Financial Reporting

Because of the inherent limitations of internal financial controls over financial reporting, including the possibility of collusion or improper management override of controls, material misstatements due to error or fraud may occur and not be detected. Also, projections of any evaluation of the internal financial controls over financial reporting to future periods are subject to the risk that the internal financial control over financial reporting may become inadequate because of changes in conditions, or that the degree of compliance with the policies or procedures may deteriorate.

Opinion

In our opinion, the Company has, in all material respects, an adequate internal financial controls system over financial reporting and such internal financial controls over financial reporting were operating effectively as at 31 March 2017, based on the internal control over financial reporting criteria established by the Company considering the essential components of internal control stated in the Guidance Note on Audit of Internal Financial Controls Over Financial Reporting issued by the ICAI.

for M. Bhaskara Rao & Co.,
Chartered Accountants
Firm Registration No. 000459S



A handwritten signature in black ink, appearing to read 'V K Muralidhar'.


V K Muralidhar
Partner
Membership No.201570

Hyderabad, May 11, 2017


Annexure B to the Independent Auditors' Report

(Referred to in paragraph 1 under 'Report on Other Legal and Regulatory Requirements' section of our report of even date to the members of **NCC INFRASTRUCTURE HOLDINGS LIMITED**)

- (i) In respect of its Fixed Assets:
- (a) The Company has maintained proper records showing full particulars, including quantitative details and situation of its fixed assets.
 - (b) According to the information and explanations given to us, the fixed assets have been physically verified during the year by the Management in accordance with a programme of verification, which, in our opinion, provides for physical verification of all the fixed assets at reasonable intervals having regard to the size of the Company and the nature of their assets. The discrepancies noticed on such verification were not material and have been properly dealt with in the books of account.
 - (c) According to the information and explanations given to us and on the basis of our examination of the records of the Company, the title deeds of immovable properties are held in the name of the Company.
- (ii) In respect of its inventories the Company does not hold any inventories. Accordingly the provisions of clause 3 (ii) of the Order is not applicable to the Company.
- (iii) According to the information and explanations given to us, the Company has granted loans secured or unsecured loans to companies, firms or other parties covered in the register maintained under section 189 of the Act.
- a) According to the information and explanations given to us, prima facie, the terms and conditions are not prejudicial to the interests of the Company.
 - b) According to the information and explanations given to us and the documents provided to us the said loans along with interest wherever applicable, are repayable only upon improving the liquidity of the respective companies/ financial closures for the projects intended to be developed in the respective companies. Hence, reporting on clauses 3 (iii) (b) and (c) are not applicable at present.
- (iv) In our opinion and according to the information and explanations given to us, there are no transactions which attracts Section 185 and Section 186 of the Companies Act 2013. Hence, reporting under the provisions of paragraph 3(iv) of the Order does not arise. Refer Note No 22.3 of the financial statements.
- (v) According to the information and explanations given to us, the Company has not accepted any deposits from the public. Accordingly clause 3(v) of the Order is not applicable.
- (vi) In our opinion and according to the information and explanations given to us, the Central Government has not prescribed maintenance of cost records under Section 148(1) (d) of the Companies Act, 2013 for the Company. Accordingly clause 3(vi) of the Order is not applicable.



- (vii) According to the information and explanations given to us and according to the books and records as produced and examined by us in accordance with the generally accepted auditing practices in India, in respect of statutory dues:
- (a) The Company has been regular in depositing undisputed applicable statutory dues including Provident Fund, Employees State Insurance, Income Tax, Sales Tax, Service Tax, Custom Duty, Excise Duty, Value Added Tax, Cess and other statutory dues applicable to it with the appropriate authorities. According to the information and explanations given to us, no undisputed amounts payable in respect of Provident Fund, Employees State Insurance, Income Tax, Sales Tax, Service Tax, Custom Duty, Excise Duty, Value Added Tax, Cess were in arrears, as at March 31, 2017 for a period of more than six months from the date they became payable.
- (b) According to the information and explanation given to us, there are no dues of Income Tax, Sales Tax, Service Tax, Customs Duty, Excise Duty or Value Added Tax which have not been deposited on account of any dispute.
- (viii) According to the information and explanations given to us, the Company has not availed any loans or borrowings from any financial institutions, bank, government or debenture holders. Accordingly, clause 3 (viii) of the Order is not applicable.
- (ix) The Company did not raise any money by way of initial public offer or further public offer (including debt instruments) and term loans during the year. Accordingly, clause 3 (ix) of the Order is not applicable.
- (x) During the course of our examination of the books and other records of the Company carried out in accordance with the generally accepted auditing practices in India and according to the information and explanations given to us, no material fraud by the Company or on the Company by its officers or employees has been noticed or reported during the year, nor have we been informed of such case by the management.
- (xi) According to the information and explanations give to us and based on our examination of the records of the Company, managerial remuneration has been paid / provided during the year in accordance with the requisite approvals mandated by the provisions of Section 197 read with Schedule V to the Companies Act 2013.
- (xii) According to the information and explanations given to us and based on our examination of the records, the Company is not a nidhi Company. Accordingly, clause 3(xii) of the Order is not applicable.
- (xiii) According to the information and explanations given to us and based on our examination of the records of the Company, transactions with the related parties are in compliance with sections 177 and 188 of the Act where applicable and details of such transactions have been disclosed in the financial statements as required by the applicable accounting standards.
- (xiv) According to the information and explanations give to us and based on our examination of the records of the Company, the Company has not made any preferential allotment or private placement of shares or fully or partly convertible debentures during the year. Accordingly, clause 3 (xiv) of the Order are not applicable.



- (xv) According to the information and explanations given to us and based on our examination of the records of the Company, the Company has not entered into non-cash transactions with directors or persons connected with him during the year.
- (i) The Company is registered under section 45-IA of the Reserve Bank of India Act 1934 as a Non-Banking Financial (Non-Deposit Accepting or Holding) Company ("NBFC") under the classification of Investment Company.

for M. Bhaskara Rao & Co.,
Chartered Accountants
Firm Registration No. 000459S









V K Muralidhar

V K Muralidhar
Partner

Membership No.201570

Hyderabad, May 11, 2017

NCC INFRASTRUCTURE HOLDINGS LIMITED
BALANCE SHEET AS AT MARCH 31, 2017
All Amounts in Rupees in Lakhs unless otherwise stated

Particulars	Note No	As At March 31, 2017	As At March 31, 2016	As At April 1, 2015
ASSETS				
Non-current assets				
(a)Property,Plant and Equipment	3	60.34	4.99	17.60
(b)Financial Assets				
(i)Investments	4	21,500.53	30,664.68	23,365.31
(ii)Loans	5	3,816.39	11,213.41	10,864.41
(iii) Advance Income Tax	6	213.48	312.51	324.46
		25,590.74	42,195.58	34,571.77
Current assets				
(a)Financial Assets				
(i)Investments	4	32,567.86	54,177.45	79,861.90
(ii)Trade Receivables	7	21.00	8.36	16.38
(iii)Cash and Cash equivalents	8	27.65	61.34	66.55
(iv)Loans	9	8,921.32	2.42	2.30
(v)Other Current Assets	10	1,765.01	14.78	4,855.73
		43,302.84	54,264.35	84,802.86
Total Assets		68,893.58	96,459.93	119,374.63
EQUITY AND LIABILITIES				
EQUITY				
(a)Equity Share Capital	11	69,605.04	69,605.04	69,605.04
(b)Other Equity	12	(9,881.80)	(6,599.98)	(1,218.52)
		59,723.24	63,005.06	68,386.53
LIABILITIES				
Non-current liabilities				
(a)Financial Liabilities				
(i)Borrowings	13	2,591.18	-	37,590.00
Provisions	14	1,573.07	54.17	26.55
		4,164.25	54.17	37,616.55
Current liabilities				
(a)Financial Liabilities				
Trade payables	15	19.91	77.26	67.89
(b)Other current liabilities	16	3,388.24	31,727.21	11,707.97
(c)Provisions	17	1,597.95	1,596.24	1,595.69
		5,006.09	33,400.70	13,371.55
Total Equity and Liabilities		68,893.58	96,459.93	119,374.63
Corporate information and significant accounting policies	1 & 2			
As per our Review Report of even date attached				
M. BHASKARA RAO & CO Chartered Accountants  V K Muralidhar Partner  Place: Hyderabad Date: May 11, 2017		For and on behalf of the Board  Whole Time Director  Company Secretary  Director  CFO		

NCC INFRASTRUCTURE HOLDINGS LIMITED
 STATEMENT OF PROFIT AND LOSS FOR THE YEAR ENDED MARCH 31, 2017
 All Amounts in Rupees In Lakhs unless otherwise stated

Particulars	Note No.	Year Ended March 31, 2017	Year Ended March 31, 2016
Revenue from operations	18	131.31	176.08
Profit on Sale of Investment		8,677.22	-
Other income	19	40.48	4,701.95
Income through Ind As Adjustment		425.58	339.00
Total Income		9,274.58	5,217.03
Expenses:			
Employee benefits expense	20	168.11	301.45
Finance costs	21	485.12	6,265.77
Depreciation and amortization expense	3	6.61	3.97
Provision for standard assets		15.71	44.94
Provision for Doubtful Debts		446.19	-
Loss on Sale of Investment		11,740.68	-
Less : Provision for Diminution on value of Investment made		(3,257.06)	-
Provision for Commitments (Refer Note No.25.6)		1,500.00	-
Diminution on value of Investment		-	3,257.06
Other expenses	22	1,451.05	725.31
Total expenses		12,556.41	10,598.49
Profit/(loss) before exceptional items and tax		(3,281.82)	(5,381.46)
Exceptional items			
Profit/(loss) before Tax		(3,281.82)	(5,381.46)
Tax expenses:			
(1) Current tax		-	-
(2) Deferred Tax		-	-
Profit (Loss) for the period		(3,281.82)	(5,381.46)
Other Comprehensive Income			
A (i) Items that will not be reclassified to profit or loss		-	-
(ii) Income Tax relating to items that will not be reclassified to Profit or Loss		-	-
B (i) Items that will be reclassified to profit or loss		-	-
(ii) Income Tax relating to items that will be reclassified to Profit or Loss		-	-
Total Comprehensive Income for the period (comprising Profit(Loss) and Other comprehensive Income for the period)		(3,281.82)	(5,381.46)
XII Earnings per equity share:			
(1) Basic & Diluted	33	(0.47)	(0.77)


Corporate information and significant accounting policies

As per our Report of even date attached

M. BHASKARA RAO & CO
 Chartered Accountants

V K Muralidhar
 Partner

Place: Hyderabad
 Date: May 11, 2017



For and on behalf of the Board

(Signature)
 Whole-time Director

(Signature)
 Company Secretary

(Signature)
 Director

(Signature)
 C.F.O.

NCC INFRASTRUCTURE HOLDINGS LIMITED

Statement of Changes in Equity for the year ended March 31, 2017


All Amounts in Rupees in Lakhs unless otherwise stated

Equity Share Capital

Description	Number of Shares	Amount
Balance as at April 01, 2015	6,961	69,605
Add: Equity shares allotted during the year	-	-
Balance as at March 31, 2016	6,961	69,605
Add: Equity shares allotted during the year	-	-
Balance as at March 31, 2017	6,961	69,605

Other Equity

Description	Retained Earnings	Reserves		Security Premium Account	Total
		Reserve Under Section 45 IC - RBI Act	General Reserve		
Opening balance as at March 31, 2015	(3,206.75)	23.85	18.50	2,856.45	(307.94)
Changes in accounting policy / prior period errors	-	-	-	-	-
Restated balance at the beginning of the reporting period	-	-	-	-	-
Total comprehensive income for the year	-	-	-	-	-
Dividends	-	-	-	-	-
Transfer to retained earnings	(910.57)	-	-	-	(910.57)
Any other changes (to be specified)	-	-	-	-	-
Balance at the end of the April 01, 2015	(4,117.32)	23.85	18.50	2,856.45	(1,218.52)
Changes in accounting policy / prior period errors	-	-	-	-	-
Restated balance at the beginning of the reporting period	-	-	-	-	-
Total comprehensive income for the year	(5,720.47)	-	-	-	-
Dividends	-	-	-	-	-
Transfer to retained earnings	-	-	-	-	-
Any other changes (to be specified)	339.00	-	-	-	339.00
Balance at the end of the March 31, 2016	(9,498.79)	23.85	18.50	2,856.45	(6,599.98)
Changes in accounting policy / prior period errors	-	-	-	-	-
Restated balance at the beginning of the reporting period	-	-	-	-	-
Total comprehensive income for the year	(3,281.82)	-	-	-	(3,281.82)
Dividends	-	-	-	-	-
Transfer to retained earnings	-	-	-	-	-
Any other changes (to be specified)	-	-	-	-	-
Balance at the end of the March 31, 2017	(12,780.61)	23.85	18.50	2,856.45	(9,881.80)



NCC INFRASTRUCTURE HOLDINGS LIMITED
CASH FLOW STATEMENT FOR THE YEAR ENDED MARCH 31, 2017
All Amounts in Rupees in Lakhs unless otherwise stated

Particulars	Year ended March 31, 2017	Year ended March 31, 2016
A. Cash Flow from Operating Activities:		
Net Profit before Tax	(3,707.40)	(5,720.47)
Adjustments for:		
Profit on Sale of investments	(8,677.22)	(4,690.90)
Interest from Bank Deposits	-	(11.05)
Loss on Sale of Investment	6,161.67	3,257.06
Loss on sale of Asset	2,321.95	(10.01)
Provision on Standard assets	15.73	44.94
Provision for Doubtful Loans	446.17	-
Provision for Commitments	1,500.00	-
Finance costs	406.18	6,265.77
Depreciation	6.61	3.97
Operating Profit / (Loss) before working capital changes	(1,526.31)	(860.69)
Changes In Working Capital :		
Increase/(decrease) in Long Term Provisions	4.88	28.17
Increase/(decrease) in Trade Payables	(57.35)	9.37
Increase/(decrease) in Other Current Liabilities	(238.32)	(3,357.54)
(Increase)/decrease in Long Term Loans and Advances	6,228.14	(11.00)
(Increase)/decrease in Trade Receivables	12.64	8.02
(Increase)/decrease in Other Non Current Assets	(15.77)	(28.87)
(Increase)/decrease in Other Current Assets	(1,750.23)	-
(Increase)/decrease in Short Term Loans and Advances	(8,918.89)	3.43
Cash generated from operations	(6,261.21)	(4,209.11)
Income taxes refunded	6.41	40.82
Net Cash flow from operating activities: (A)	(6,254.80)	(4,168.29)
B. Cash Flow from Investing Activities:		
Proceeds from sale of fixed assets	-	(15.20)
Purchase of Fixed Assets	(61.97)	-
Proceeds from sale of long-term investments	33,327.61	35,212.72
Purchase of long-term investment in subsidiaries	(3,042.57)	(10,555.43)
Net cash flow from investing activities (B)	30,223.07	24,642.08
C. Cash Flow from Financing Activities:		
Proceeds from Long term borrowings	3,946.52	(9,541.68)
Repayment of the current portion of long term borrowings	(27,530.60)	-
Finance cost paid	(417.89)	(10,937.31)
Net cash flow used in financing activities (C)	(24,001.96)	(20,478.99)
Net Increase / (decrease) in Cash and cash equivalents (A+B+C)	(33.69)	(5.21)
Cash and cash equivalents at the beginning of the year	61.34	66.55
Cash and cash equivalents at the end of the year	27.65	61.34
NET CASHFLOW	(33.69)	(5.21)

Accompanying notes forming part of the financial statements

Note: 1) The Cash Flow Statement is prepared in accordance with the indirect Method stated in Accounting Standards (AS)-3 on Cash Flow Statements and presents the cash flows by operating, investing and financing activities.

2) Cash and Cash Equivalents comprises of cash and bank balances.

3) Figures in bracket represent cash outflows.


4) Notes on accounts stated are an integral part of Cash Flow Statement

As per our Audit Report of even date attached
for M. Bhaskara Rao & Co.

Chartered Accountants


V K Muralidhar


Partner



Hyderabad, May 11, 2017

for and on behalf of the Board


Whole Time Director


Director


Company Secretary


C.F.O

NCC Infrastructure Holdings Limited
Notes forming part of the financial statements

1. Corporate Information

NCC Infrastructure Holdings Limited ("the Company") is an unlisted public limited company domiciled in India and incorporated under the provisions of the Companies Act, 1956. The company is registered with the Reserve Bank of India ("the RBI") as a Non-Banking Financial (Non-Deposit Accepting or Holding) Company ("NBFC") under the classification of Investment Company. The company is engaged in setting up infrastructure projects through special purpose entities and investing in the said entities by way of equity / debt participation. The Company also provides project management consultancy services to such infrastructure projects. The Company is a subsidiary of NCC Limited.

1.1 Applicability of Indian Accounting Standards (Ind AS) :

These Financial Statements of the Company, for the year ended March 31, 2017 have been prepared in accordance with Ind AS. This is the Company's first set of Financial Statements in accordance with Ind AS. For the purpose of transition into Ind AS, the Company has followed the guidance prescribed in Ind AS 101- First time adoption of Indian Accounting Standard, with April 1, 2015 as the transition date and IGAAP as the previous GAAP.

1.2 Exemptions availed on first time adoption of Ind AS

i) Derecognition of Financial Assets and Financial Liabilities

The Company has applied the derecognition requirements of financial assets and financial liabilities prospectively from transactions occurring on or after April, 1, 2015 (transition date).

2. Significant Accounting Policies

2.1 Statement of compliance:

The financial statements comply in all material aspects with Indian Accounting Standards (Ind AS) notified under Companies (Indian Accounting Standards) Rules, 2015 and Companies (Indian Accounting Standards) Amendment Rules, 2016 as applicable.

Upto the year ended March 31, 2016, the Company prepared its financial statements in accordance with the requirements of previous generally accepted accounting principles ("Previous GAAP"), which includes Accounting Standards ("AS") notified under the Companies (Accounting Standards) Rules, 2006 and prescribed under Section 133 of the Companies Act, 2013, as applicable and the relevant provisions of the Companies Act, 2013 ("the 2013 Act")/ Companies Act, 1956 ("the 1956 Act"), as applicable.

Reconciliations and description of the effect of the transition to Ind AS from Indian GAAP is given in Note 25.

2.2 Basis of preparation and presentation


The financial statements have been prepared on the historical cost basis except for certain financial instruments that are measured at fair values at the end of each reporting period.

Historical cost is generally based on the fair value of the consideration given in exchange for goods and services.

Fair value is the price that would be received to sell an asset or paid to transfer a liability in an orderly transaction between market participants at the measurement date, regardless of whether that price is directly observable or estimated using another valuation technique. In estimating the fair value of an asset or a liability, the Company takes into account the characteristics of the asset or liability if market participants would take those characteristics into account when pricing the asset or liability at the measurement date. Fair value for measurement and/or disclosure purposes in these financial statements is determined on such a basis, that have some similarities to fair value but are not fair value, such as value in use in Ind AS 36.

In addition, for financial reporting purposes, fair value measurements are categorized into Level 1, 2, or 3 based on the degree to which the inputs to the fair value measurements are observable and the significance of the inputs to the fair value measurement in its entirety, which are described as follows:

- Level 1 inputs are quoted prices (unadjusted) in active markets for identical assets or liabilities that the entity can access at the measurement date;
- Level 2 inputs are inputs, other than quoted prices included within Level 1, that are observable for the asset or liability, either directly or indirectly; and



NCC Infrastructure Holdings Limited
Notes forming part of the financial statements

The principal accounting policies are set out below.

2.3 Cash Flow Statement

Cash Flows are reported using the indirect method, whereby profit / (loss) before extraordinary items and tax is adjusted for the effects of transactions of non-cash nature and any deferrals or accruals of past or future cash receipts or payments. The cash flows from operating, investing and financing activities of the company are segregated based on the available information.

2.4 Earnings per Share

The earnings considered in ascertaining the company's Earnings per share (EPS) comprise the net profit / (loss) after tax. The number of shares used in computing Basic EPS is the weighted average number of shares outstanding during the period/year. The number of shares used in computing Diluted EPS comprises of weighted average shares considered for deriving Basic EPS and weighted average number of equity shares which could have been issued on the conversion of diluted potential equity shares where applicable. Dilutive potential equity shares are deemed to have been converted as of the beginning of the year, and unless they have been issued at a later date.

2.5 Financial instruments

Financial assets and financial liabilities are recognised when the Company becomes a party to the contractual provisions of the instruments.

Financial assets and financial liabilities are initially measured at fair value. Transaction costs that are directly attributable to the acquisition or issue of financial assets and financial liabilities (other than financial assets and financial liabilities at fair value through profit or loss) are added to or deducted from the fair value of the financial assets or financial liabilities, as appropriate, on initial recognition. Transaction costs directly attributable to the acquisition of financial assets or financial liabilities at fair value through profit

2.6 Financial assets

All regular way purchases or sales of financial assets are recognised and derecognized on a trade date basis. Regular way purchases or sales are purchases or sales of financial assets that require delivery of assets within the time frame established by regulation or convention in the marketplace.

All recognised financial assets are subsequently measured in their entirety at either amortized cost or fair value, depending on the classification of the financial assets

Classification of financial assets:


Financial assets at fair value through profit or loss (FVTPL):

Investments in equity instruments are classified as at FVTPL, unless the Company irrevocably elects on initial recognition to present subsequent changes in fair value in other comprehensive income for investments in equity instruments which are not held for trading

Financial assets at FVTPL are measured at fair value at the end of each reporting period, with any gains or losses arising on remeasurement recognised in profit or loss. The net gain or loss recognised in profit or loss incorporates any dividend or interest earned on the financial asset and is included in the 'Other income' line item. Dividend on financial assets at FVTPL is recognised when the Company's right to receive the dividends is established, it is probable that the economic benefits associated with the dividend will flow to the entity, the dividend does not represent a recovery of part of cost of the investment and the amount of dividend can be measured reliably recognised in profit or loss are included in the 'Other income' line item.

Derecognition of financial assets :

The Company derecognises a financial asset when the contractual rights to the cash flows from the asset expire, or when it transfers the financial asset and substantially all the risks and rewards of ownership of the asset to another party. If the Company neither transfers nor retains substantially all the risks and rewards of ownership and continues to control the transferred asset, the Company recognises its retained interest in the asset and an associated liability for amounts it may have to pay. If the Company retains substantially all the risks and rewards of ownership of a transferred financial asset, the Company continues to recognise the financial asset and also recognises a collateralised borrowing for the proceeds received.



NCC Infrastructure Holdings Limited
Notes forming part of the financial statements

2.7 Financial liabilities and equity instruments

Classification as debt or equity

Debt and equity instruments issued by the Company are classified as either financial liabilities or as equity in accordance with the substance of the contractual arrangements and the definitions of a financial liability and an equity instrument.

Equity instruments

An equity instrument is any contract that evidences a residual interest in the assets of an entity after deducting all of its liabilities. Equity instruments issued by a company entity are recognised at the proceeds received, net of direct issue costs.

Repurchase of the Company's own equity instruments is recognised and deducted directly in equity. No gain or loss is recognised in profit or loss on the purchase, sale, issue or cancellation of the Company's own equity instruments.

Financial liabilities

All financial liabilities are subsequently measured at amortised cost using the effective interest method.

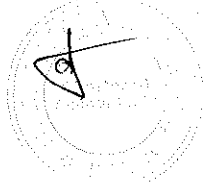
Derecognition of financial liabilities

The Company derecognizes financial liabilities when, and only when, the Company's obligations are discharged, cancelled or have

2.8 Provisions, contingent liabilities and contingent assets

Provisions are recognised only when there is a present obligation as a result of past events and when a reasonable estimate of the amount of obligation can be made. The amount recognised as a provision is the best estimate of the consideration required to settle the present obligation at the end of the reporting period, taking into account the risks and uncertainties surrounding the obligation. When a provision is measured using the cash flows estimated to settle the present obligation, its carrying amount is the present value of those cash flows (when the effect of the time value of money is material).

Contingent liabilities are disclosed for (i) possible obligation which will be confirmed only by future events not wholly within the control of the Company or (ii) present obligations arising from past events where it is not probable that an outflow of resources will be required to settle the obligation or a reliable estimate of the amount of the obligation cannot be made. Contingent assets are neither recognised nor disclosed in the financial statements.



NCC INFRASTRUCTURE HOLDINGS LIMITED

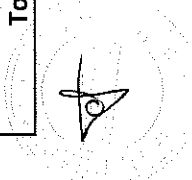
Notes to the financial statements for the year ended March 31, 2017

All Amounts in Rupees in Lakhs unless otherwise stated

3. Fixed Assets

Tangible Assets	Gross Block at cost				Depreciation				Net Block	
	As at April 01, 2016.	Additions	Disposals / Discarded	As at March 31, 2017	Upto April 01, 2016	Depreciation for the year	Disposals / Discarded	As at March 31, 2017	As at March 31, 2017	As at March 31, 2016
Furniture and Fixtures	3.46	-	-	3.46	2.54	0.86	-	3.39	0.07	0.93
Vehicles	23.15	61.97	-	85.12	21.98	4.85	-	26.84	58.28	1.16
Office equipment	38.73	-	-	38.73	35.83	0.90	-	36.73	1.99	2.89
Total	65.34	61.97	-	127.30	60.35	6.61	-	66.96	60.34	4.99
As at March 31, 2016	80.54	-	-	80.54	47.52	11.31	4.11	62.94	17.60	33.02

Tangible Assets	Gross Block at cost				Depreciation				Net Block	
	As at April 01, 2015	Additions	Disposals / Discarded	As at March 31, 2016	Upto March 31, 2015	Depreciation for the year	Disposals / Discarded	Upto March 31, 2016	As at March 31, 2016	As at March 31, 2015
Furniture and Fixtures	3.46	-	-	3.46	2.42	0.12	-	2.54	0.93	1.05
Vehicles	40.77	-	17.62	23.15	25.26	3.27	6.55	21.98	1.16	15.50
Office equipment	36.31	2.42	-	38.73	35.26	0.57	-	35.83	2.89	1.05
Total	80.54	2.42	17.62	65.34	62.94	3.97	6.55	60.35	4.99	17.60



NCC INFRASTRUCTURE HOLDINGS LIMITED

Notes to the financial statements for the year ended March 31, 2017

All Amounts in Rupees in Lakhs unless otherwise stated

4. Investments	As At	As At	As At
	March 31, 2017	March 31, 2016	April 01, 2015
4.1 Non Current Investments			
in Equity Instruments	21,500.53	25,414.68	18,115.31
in Preference Shares	-	5,250.00	5,250.00
4.2 Current Investments			
in Equity Instruments	32,567.86	54,177.45	79,861.90
	54,068.39	84,842.13	103,227.20

4.3 Details of Investments - Non Current Investments			
Investments carried at fair value through Profit and Loss			
A. In Equity Shares of Rs.10/- each, fully paid up			
(i) In Subsidiaries			
Samashti Gas Energy Limited	5.00	147.09	146.09
50,000 Equity shares (March 31, 2016: 50,000 and April 01, 2015: 50,000)			
Western UP Tollway Limited	-	4,771.60	4,771.60
Nil Equity shares (March 31, 2016: 4,913,354 and April 01, 2015: 4,913,354)			
NCC Infra Limited	1,305.00	1,005.00	1,005.00
50,000 Equity shares (March 31, 2016: 50,000 and April 01, 2015: 50,000)			
OB Infrastructure Limited (Refer Notes 4.1 (a))	12,455.43	12,455.43	1,900.00
9,447,681 Equity shares (March 31, 2016: 9,447,681 and April 01, 2015: 1,900,000)			
Savitra Agri Industrial Park Pvt Ltd (formerly known NCC Power projects Sompeta Private Limited)	1,231.92	-	-
69,600, Equity shares (March 31, 2016: Nil and April 01, 2015: Nil)			
(ii) In Associate companies			
Bangalore Elevated Tollway Private Limited	-	6,698.85	6,698.85
Nil Equity shares (March 31, 2016: 8,124,286 and April 01, 2015: 8,124,286)			
Pondicherry Tindivanam Tollway Limited (Refer Notes 4.1 (b))	6,503.18	3,593.77	3,593.77
3,387,940 Equity shares (March 31, 2016: 1,612,791 and April 01, 2015: 1,612,791)			
B. In Preference Shares of Rs.10/- each, fully paid up			
(i) In Associate companies			
18% Redeemable Cumulative Convertible Preference Shares of Bangalore Elevated Tollway Private Limited	-	5,250.00	5,250.00
Nil Equity shares (March 31, 2016: 5,250,000 and April 01, 2015: 5,250,000)			
	21,500.53	33,921.74	23,365.31
Less: Provision for diminution in value of Investments of Western UP Tollway Limited	-	(3,257.06)	-
	21,500.53	30,664.68	23,365.31
4.4 Details of Investments of Current Investments			
Current Investments (AT COST)			
Trade Investments (Unquoted)			
A. In Equity Shares of Rs.10/- each, fully paid up			
(ii) In Other Entities			
Sembcorp Gayatri Power Ltd (formerly NCC Power Projects Limited (Refer Notes 4.2 (a))	28,542.97	50,152.46	75,836.91
345,752,370 Equity shares (March 31, 2016: 561,847,279 and April 01, 2015: 818,691,749)			
Himachal Sorang Power Limited (Refer Notes 4.2 (b), & Note 24)	4,024.89	4,024.89	4,024.89
3,991,490 Equity shares (March 31, 2016: 3,991,490 and April 01, 2015: 3,991,490)			
Machilipatnam Port Limited	-	0.10	0.10
Nil Equity shares (March 31, 2016: 1,000 and April 01, 2015: 1,000)			
	32,567.86	54,177.45	79,861.90
Aggregate Amount of Quoted Investments	-	-	-
Aggregate Amount of Unquoted investments	54,068.39	84,842.13	103,227.20
Aggregate Market Value of Quoted Investments	-	-	-


Notes:

4.1 (a) Of these 4,818,369 Shares (March 31, 2016 : 4,818,369 shares) are pledged with IDBI Trusteeship Services Limited as security for NCD issued by OB Infrastructure Limited

4.1(b) Of these 1,853,656 Shares (March 31, 2016 :1,234,408 shares) are pledged with Axis Bank & WITCO as security for term loans availed by Pondicherry Tindivanam Tollway Limited. 83,415 shares physically pledged with Axis Bank & WITCO. Also include 702,667 shares purchased from NCC Limited (the Holding Company), during the year, to be transferred to the Company.

4.2 (a) Of these 342,180,574 Shares (March 31, 2016 : 342,180,574 shares) are pledged with Rural Electrification Corporation Limited and NIL (31.03.2015 : NIL) with IFCI Limited as security for term loans availed by NCC Power Projects Limited

4.2 (b) Of these 3,991,486 Shares (March 31, 2016 : 3,991,486 shares) are pledged with Axis Bank Limited as security for term loans availed by Himachal Sorang Power Limited



NCC INFRASTRUCTURE HOLDINGS LIMITED

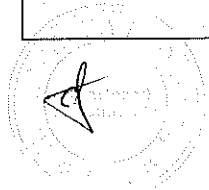
Notes to the financial statements for the year ended March 31, 2017

All Amounts in Rupees in Lakhs unless otherwise stated

	As at March 31, 2017	As at March 31, 2016	As at April 01, 2015
5. Long Term Loans and Advances			
Loans and advances to related parties (Refer Note 5a and 32 (d)(a))			
(Unsecured, considered good)			
Subsidiaries	-	3,961.90	3,961.90
Associates	1,107.15	4,649.69	4,579.11
Enterprises owned or significantly influenced by key management personnel or their relatives	-	194.70	184.70
	1,107.15	8,806.29	8,725.71
(Considered doubtful)			
Subsidiaries		-	-
Enterprises owned or significantly influenced by key management personnel or their relatives	195.70	-	-
	195.70	-	-
Less : Provision for Doubtful Advances	(195.70)	-	-
	1,107.15	8,806.29	8,725.71
Other loans and advances			
Unsecured, considered good (Refer Note 24)	2,709.24	2,407.12	2,138.70
	2,709.24	2,407.12	2,138.70
Total	3,816.39	11,213.41	10,864.41

5a. These advances are valued at Fair value through Profit or Loss and the difference between the carrying values and the present value as at the transition date is charged to Opening balance of Retained Earnings in case of the projects substantially in progress/completed as at the transition date and in other cases, to Inventory.

6. Other Non-Current Assets			
Interest accrued on loans	108.38	92.61	63.75
Less : Provision for Doubtful Advances	(108.38)		
	-	92.61	63.75
Advance income tax and tax deducted at source	213.48	219.89	260.71
Total	213.48	312.51	324.46
7. Trade Receivables			
(Unsecured, considered good)			
Other trade receivables	21.00	8.36	16.38
Total	21.00	8.36	16.38
8. Cash and Cash Equivalents			
Cash on Hand	0.02	0.15	0.03
Balance with banks:			
In Current Account	27.64	61.19	66.32
In Fixed deposits (Less than 3 months maturity)	-	-	0.20
Total	27.65	61.34	66.55
9. Short Term Loans and Advances			
(Unsecured, considered good)			
Loans & Advances to Subsidiaries	8,919.45	-	-
Prepaid Expenses	1.27	2.31	1.80
Advances recoverable in cash or in kind or for value to be received (Refer Note: 32(d) (b))	0.59	0.11	0.50
Advance for purchase for Shares	-	-	-
	8,921.32	2.42	2.30
10. Other Current Assets			
Cenvat Credit Available	-	14.74	18.32
Other Receivables	1,765.01	-	-
Interest accrued on Deposits	-	0.04	0.04
Interest accrued on Sale Consideration	-	-	4,837.37
	1,765.01	14.78	4,855.73
Total			




NCC INFRASTRUCTURE HOLDINGS LIMITED

Notes to the financial statements for the year ended March 31, 2017

All Amounts in Rupees in Lakhs unless otherwise stated

11. SHARE CAPITAL	As at March 31, 2017		As at March 31, 2016		As at April 01, 2015	
	Number	Amount	Number	Amount	Number	Amount
<u>Authorised</u> Equity Shares of Rs.10/-each	750,000,000	75,000	750,000,000	75,000	750,000,000	75,000
	750,000,000	75,000	750,000,000	75,000	750,000,000	75,000
<u>Issued, Subscribed and Fully Paid Up</u> Equity Shares of Rs.10/-each	##### ##	69,605	696,050,446	69,605	696,050,446	69,605
	696,050,446	69,605	696,050,446	69,605	696,050,446	69,605
(a) Reconciliation of the number of shares outstanding at the beginning and at the end of the reporting year						
	As at March 31, 2017		As at March 31, 2016		As at April 01, 2015	
	Number	Amount	Number	Amount	Number	Amount
At the beginning of the year	##### ##	69,605	696,050,446	69,605	696,050,446	69,605
Issued during the year	-	-	-	-	-	-
At the end of the year	696,050,446	69,605	696,050,446	69,605	696,050,446	69,605
(b) Rights, preferences and restrictions attached to equity shares						
The Company has only one class of shares referred to as equity shares having a par value of Rs. 10/- per share. Each Holder of equity shares is entitled to one vote per share. In the event of liquidation of the company, the holders of equity shares will be entitled to receive remaining assets of the company, after distribution of all liabilities. The distribution will be in proportion to the number of equity shares held by the share holders.						
(c) Shares held by the Holding company						
	As at March 31, 2017		As at March 31, 2016		As at April 01, 2015	
	Number	Rupees	Number	Rupees	Number	Rupees
NCC Limited	3,828	38,283	471,323,321	38,283	471,323,321	38,283
(d) Details of share holders holding more than 5% share in the Company						
	As at March 31, 2017		As at March 31, 2016		As at April 01, 2015	
	No. of Shares	% Holding	No. of Shares	% Holding	No. of Shares	% Holding
NCC Limited (the Holding Company - along with its nominees)	3,828	55.00%	471,323,321	67.71%	471,323,321	67.71%
Gayathri Energy Ventures Private Limited	3,132	45.00%	224,727,125	32.29%	224,727,125	32.29%
(e) Details of shares issued for consideration other than cash:						
	No of Shares	Amount in Rs.	No of Shares	Amount in Rs.	No of Shares	Amount in Rs.
Bonus Shares to NCC Limited in the year 2013-2014 (the Holding Company)	409,730,426	40,973	409,730,426	40,973	409,730,426	40,973

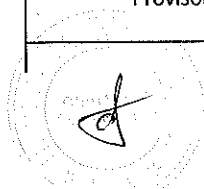


NCC INFRASTRUCTURE HOLDINGS LIMITED

Notes to the financial statements for the year ended March 31, 2017

All Amounts in Rupees in Lakhs unless otherwise stated

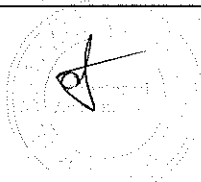
12. RESERVES AND SURPLUS	As at March 31, 2017	As at March 31, 2016	As at April 01, 2015
Securities premium account			
Opening balance	2,856.45	2,856.45	2,856.45
Closing balance	2,856.45	2,856.45	2,856.45
General Reserve			
Opening balance	18.50	18.50	18.50
Closing balance	18.50	18.50	18.50
Reserve under Section 45 IC of RBI Act, 1934			
Opening balance	23.85	23.85	23.85
Closing balance	23.85	23.85	23.85
Other Equity :			
Ind as Adjustment Loan Discounted value	(910.57)	(910.57)	(910.57)
Surplus/(deficit) in the Statement of Profit and Loss			
Opening balance	(8,588.21)	(3,206.75)	(2,782.70)
Add: (Loss)/ Profit for the period/year	(3,281.82)	(5,381.46)	(424.05)
Closing balance	(11,870.04)	(8,588.21)	(3,206.75)
Total of Reserves and Surplus	(9,881.80)	(6,599.98)	(1,218.52)
13 LONG TERM BOROWINGS			
Unsecured			
Loan from Holdings Company (Refer Note 13a)	2,591.18	-	37,590.00
	2,591.18	-	37,590.00
13 a. Loan taken from the holdings company, NCC Limited which carries an interest of 14% pa. Repayable after March 31, 2018 as mutually agreed upon with holding company			
14 LONG TERM PROVISIONS			
Provision for employee benefits:			
Provision for gratuity	0.79	-	14.16
Provision for compensated absences	11.61	9.23	12.39
Provision for Commitments (Refer Note No. 25.6)	1,500.00	-	-
Provison on Standard Assets	60.67	44.94	-
	1,573.07	54.17	26.55



NCC INFRASTRUCTURE HOLDINGS LIMITED

Notes to the financial statements for the year ended March 31, 2017

	As at March 31, 2017	As at March 31, 2016	As at April 01, 2015
15 TRADE PAYABLES			
Other than acceptances	19.91	77.26	67.89
	19.91	77.26	67.89
16 OTHER CURRENT LIABILITIES			
Advance received from holding company	-	-	3,600.00
Current Maturities of the long term Borrowings	-	28,048.32	-
Interest Accrued but not due	110.20	162.52	4,834.07
Advance consideration for sale of Investment	3,267.43	3,267.63	3,267.63
Other payables		-	-
Statutory remittances	10.61	173.28	6.27
Others	-	75.45	-
	3,388.24	31,727.21	11,707.97
17 SHORT TERM PROVISIONS			
Provision for employee benefits:			
Provision for gratuity	0.64	0.32	-
Provision for compensated absences	1.62	0.23	-
	2.27	0.55	-
Provision - Others			
Obligation pursuant to sale of Investment in HSPL -(Refer Note No.24)	1,595.69	1,595.69	1,595.69
Total	1,597.95	1,596.24	1,595.69




NCC INFRASTRUCTURE HOLDINGS LIMITED

Notes to the financial statements for the year ended March 31, 2017

All Amounts in Rupees in Lakhs unless otherwise stated

	Year Ended March 31, 2017	Year Ended March 31, 2016
18. REVENUE FROM OPERATION		
Interest on Loans	51.98	32.08
Management Fee	79.33	144.00
	131.31	176.08
19. OTHER INCOME		
Interest on Sale consideration (Refer Note : 25)	-	4,690.90
Interest on I.T.Refund	2.43	11.05
Interest on Bank Deposit	20.70	-
Upfront Fee	17.35	-
	40.48	4,701.95
20. EMPLOYEE BENEFITS		
Salaries, Wages & Other allowances	159.13	289.43
Contribution to Provident funds	8.90	11.81
Staff welfare expenses	0.08	0.20
	168.11	301.45
21. FINANCE COST		
Interest to others	406.16	6,247.49
Commission on Bank Guarantee	63.95	18.08
Bank Charges	15.01	0.20
	485.12	6,265.77
22. OTHER EXPENSES		
Rent	9.40	8.54
Rates and Taxes	0.98	0.89
Power charges	3.37	2.51
Travelling and Conveyance	26.05	18.39
Insurance	5.67	2.69
Repairs and Maintenance - other assets	1.37	2.76
Professional Charges	1,156.27	540.54
Audit Fees	8.86	2.35
Office Maintenance	4.11	2.58
Loss on Sale of Asset	-	10.01
Arbitration Costs	222.73	121.88
Miscellaneous Expenses	12.25	12.17
	1,451.05	725.31



NCC Infrastructure Holding Limited;

Notes to the financial statements for the year ended March 31, 2017

All Amounts in Rupees in Lakhs unless otherwise stated

23. Contingent Liabilities and commitments (to the extent not provided for)

	As at March 31, 2017	As at March 31, 2016
Contingent liabilities :		
Corporate Guarantee given to banks and financial institutions on behalf of Associate	84,229	245,350

24. Contingent Liabilities (to the extent not provided for) - Sale of Investment in HSPL

The Company, during the year 2012-13, entered into a Share Purchase Agreement (SPA) with TAQA India Power Ventures Private Ltd - formerly TAQA Jyothi Energy Ventures Private Ltd (TAQA) for sale of 41,44,300 equity shares of Rs. 10/- each and 78,58,900 Zero Coupon Irredeemable Fully Convertible Debentures held by it in Himachal Soarang Power Limited (HSPL).

In terms of SPA, the sale of shares to be effected in two tranches viz initial sale and subsequent sale.

- Initial Sale (on the date of the SPA) envisaged transfer of :

i) Sale of 1,52,810 Equity Shares of Rs. 10/- each of HSPL held by the Company

ii) Sale of 78,58,900 Zero Coupon Irredeemable Fully Convertible Debentures of Rs. 10/- each of HSPL held by the Company

The transfer of shares and debentures as envisaged was completed and the Company has realised the proceeds for the said transfer

- In respect of Subsequent Sale in which transfer of 39,91,490 Equity Shares of Rs. 10/- each of HSPL held by the Company is to be effected, the Company received an amount of Rs. 49,95,18,200 from TAQA against gross consideration of Rs.58,95,18,200/-. The amount received (net of estimated related costs to be incurred aggregating to Rs. 17,27,75,024/-) is treated as "Advance Sales Consideration received". As at the reporting date, the transfer could not be effected due to various reasons as detailed below:

In terms of SPA, the Company should achieve wet commissioning by March 2014 within agreed cost of Rs.890 Crores. In case these conditions are not met NCCIHL shall be obliged to bear all the costs above estimated cost of the project of Rs.890 Crores, till wet commissioning, from the gross consideration.

The Company could not achieve wet commissioning due to force-majeure events such as floods, etc and TAQA has taken control of operations of HSPL effective from March 2013 by taking over the majority control in the Board of Directors of HSPL. Further, TAQA also took over the management of the project of HSPL during November 2013.

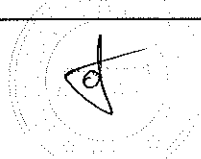
During 2014 - 15, TAQA had invoked the arbitration proceedings under the SPA, in Singapore International Arbitration Centre, detailing various disputes / claims aggregating to Rs. 409,89,88,202/-. The Company denied all the disputes / claims in its entirety and also raised Counter Claims aggregating to Rs. 210,33,49,952/- and admitted that it will nominate it's arbitrator for resolving the matter. Response to Notice of Arbitration was also sent to TAQA and HSPL.

During the year 2012-13, the management has estimated and made a provision of Rs. 51,95,68,675/- towards its obligation to meet cost over runs, contingencies, etc. TAQA during 2014 - 15 invoked bank guarantee of Rs.36,00,00,000, submitted by the Company as security. The net amount of Rs.15,95,68,675/- (net of amount of bank guarantee invoked) is presented under 'Short term provisions - Obligation on sale of investments in HSPL'.

Management is expecting that the said Arbitration proceedings will commence during December 2017.

Since the matter, at present, is sub-judice, the impact of the same, if any, on the financial statements of the Company is not ascertainable. Further, the management based on legal advice is confident, that there may not be any significant impact on financial statements as a result of outcome of arbitration proceedings.

The management, at this juncture, does not foresee any adjustments to be made in the financial statements of the Company. The adjustments, if any, required will be made on completion of said arbitration proceedings.



NCC Infrastructure Holding Limited;

Notes to the financial statements for the year ended March 31, 2017

All Amounts in Rupees in Lakhs unless otherwise stated

25. Investments

25.1 Sembcorp Gayathri Power Limited

The company on February 1, 2014 entered into an agreement for sale of a portion of its investment in Sembcorp Gayatri Power Ltd (SGPL) (formerly NCC Power Project Ltd). Pursuant to the said agreement the company during the current reporting period sold 21,60,94,909 shares held in SGPL and realised the entire sale proceeds. Resultant profit on sale of the shares has been recognised in Statement of Profit and Loss during the current reporting period.

25.2 Western UP Tollway Limited

During January 2016, the company entered into an agreement for selling its entire investment in Western UP Tollways Ltd. (WUPTL). Pursuant to the said agreement the company during the period sold 49,13,354 equity shares held in WUPTL and resultant loss net of provision made in earlier years has been charged to Statement of Profit and Loss.

25.3 Bangalore Elevated Tollway Limited

During January 2016, the company entered into an agreement for selling its entire investment in Bangalore Elevated Tollway Private Limited (BETPL). Pursuant to the said agreement the company during the period sold 8124286 equity shares, 5250000 Preference Shares and 4016792 NCD's held in BETPL and resultant loss has been charged to Statement of Profit and Loss.

25.4 Pondicherry Thindivanam Tollway Limited :

During the year, Consolidated Investments of Road Assets in NCCIHL strategy management approved the purchase of 24.97% of Equity stake of NCC Limited in Pondicherry Thindivanam Tollway Limited. 2016 and also Transfer of Loan provided by NCC Limited. 1775147 shares @102/- and Rs. 14.50 Crore Loan transfer completed in this period

25.5 Provision for Diminution in the value of Investments / for recoverability of advances to Subsidiaries / Joint Venture Companies:

Following companies in which the company has invested in Equity Shares and / or in Preference Shares or has advanced monies have incurred losses during the year and also have accumulated losses as at the end of the reporting period.

(i) Pondicherry Thindivanam Tollway Limited (ii) OB Infrastructure Ltd (iii) Savitri Agri Industrial Park Private Limited

Management is of the opinion that the erosion in the book value of the investment and present financial position of these companies is of temporary in nature and expects that the fair value of these investments is more than the cost and also advances are fully recoverable. Hence no provision for diminution in the value of investments .

Further, management is of the opinion that the advances are fully recoverable and hence no provision has been made.

25.6 During the year under report, the company made a provision of Rs. 15,00,00,000/- to meet certain commitments resulting from certain divestments.



NCC INFRASTRUCTURE HOLDINGS LIMITED

Notes to the financial statements for the year ended March 31, 2017

All Amounts in Rupees in Lakhs unless otherwise stated

Note No: 26 Transition to Ind AS

- (i) Transition election
- (ii) Reconciliation of equity as previously reported under Indian GAAP to Ind-AS
- (iii) Reconciliation of profit or loss as previously reported under Indian GAAP to Ind-AS
- (iv) Reconciliation of other comprehensive income as previously reported under Indian GAAP to Ind-AS
- (v) Reconciliation of cash flow as previously reported under Indian GAAP to Ind-AS

(i) Transition election


The Company has prepared the opening Balance Sheet as per Ind AS as of April 1, 2015 (the transition date) by recognising all assets and liabilities whose recognition is required by Ind AS, not recognising items of assets or liabilities which are not permitted by Ind AS, by reclassifying items from previous GAAP to Ind AS as required under Ind AS, and applying Ind AS in measurement of recognised assets and liabilities.

(ii) Effect of Ind-AS adoption on the balance sheet as at March 31, 2016

Particulars	Previous GAAP	Effect of transition of Ind-	As per Ind AS balance sheet
Assets			
Non-Current Assets			
Property, Plant and Equipment	4.99		4.99
Financial Assets	-		
(i) Investments	27,469.61	3,195.06	30,664.68
(ii) Loans	14,980.04	(3,766.63)	11,213.41
Other non-current asset	312.51		312.51
	42,762.17	(571.57)	42,195.58
Current assets			
Financial Assets			
(i) Investments	54,177.45		54,177.45
(ii) Trade receivables	8.36		8.36
(iii) Cash and cash equivalents	61.34		61.34
(iv) Loans	2.42		2.42
Other current assets	14.78		14.78
	54,264.35	-	54,264.35
Total Assets	97,031.51	(571.57)	96,459.93
Equity and Liabilities			
Equity			
Equity Share capital	69,605.04		69,605.04
Other Equity	(6,028.41)	(571.57)	(6,599.98)
	63,576.64	(571.57)	63,005.06
Liabilities			
Non-current liabilities			
Provisions	54.72		54.72
Current liabilities			
Financial Liabilities			
(i) Trade payables	77.26		77.26
Other current liabilities	31,727.21		31,727.21
Provisions	1,595.69		1,595.69
	33,400.15	-	33,400.15
Total Equity and Liabilities	97,031.51	(571.57)	96,459.93

(iii) Effect of Ind-AS adoption on the balance sheet as at April 01, 2015

Particulars	Previous GAAP	Effect of transition ot Ind-	As per Ind AS balance sheet
Assets			
Non-Current Assets			
Property, Plant and Equipment	17.60		17.60
Financial Assets	-		-
(i) Investments	20,171.24	3,199.06	23,370.31
(ii) Long Term Loans & Advances	14,969.04	(4,109.64)	10,859.41
Other non-current asset	324.46		324.46
	35,464.75	(910.57)	34,554.17
Current assets			
Financial Assets			
(i) Investments	79,861.90		79,861.90
(ii) Trade receivables	16.38		16.38
(iii) Cash and cash equivalents	66.55		66.55
(iv) Loans and Advances	2.30		2.30
Other current assets	4,855.73		4,855.73
	84,802.86	-	84,802.86
Total Assets	120,285.20	(910.57)	119,374.63
Equity and Liabilities			
Equity			
Equity Share capital	69,605.04		69,605.04
Other Equity	(307.94)	(910.57)	(1,218.52)
	69,297.10	(910.57)	68,386.53
Liabilities			
Non-current liabilities			
Provisions	26.55		26.55
Current liabilities			
Financial Liabilities			
(i) Trade payables	67.89		67.89
Other current liabilities	49,297.97		49,297.97
Provisions	1,595.69		1,595.69
	50,961.55	-	50,961.55
Total Equity and Liabilities	120,285.20	(910.57)	119,374.63




(iv) Effect of Ind-AS adoption on the statement of profit and loss for the year ended March 31, 2016

Particulars	Previous GAAP	Effect of transition of Ind-	As per Ind AS balance sheet
Income			
Revenue from operations	176.08	-	176.08
Other Income	4,701.95	339.00	5,040.95
Total Income (A)	4,878.03	339.00	5,217.03
Expenses			
Subcontracting Expenses			
Employee benefits expense	301.45		301.45
Finance costs	6,265.77		6,265.77
Depreciation and amortisation expense	3.97		3.97
Provision for Standard Asset	44.94		44.94
Provision for diminishing Value Investment	3,257.06		3,257.06
Other expenses	725.31		725.31
Total Expenses (B)	10,598.49	-	10,598.49
Profit before tax (A-B)	(5,720.47)	339.00	(5,381.46)
Tax Expense			
Current tax (incl earlier years tax)	-		-
Deferred tax	-		-
Total tax expense (D)	-	-	-
Profit for the year (C-D)	(5,720.47)	339.00	(5,381.46)
Other Comprehensive Income			
Items that will not be reclassified to profit or loss			
Remeasurement of the defined benefit plans	-	-	-
Income tax relating to items that will not be reclassified to profit or loss	-	-	-
Items that may be reclassified to profit or loss			
Exchange difference in translating the financial statements of foreign operations	-	-	-
Income tax relating to items that may be reclassified to profit or loss	-	-	-
Total Total comprehensive income for the period			

(v) Reconciliation of total comprehensive income for the year ended March 31, 2016

	Year ended March 31, 2016
Profit as per previous GAAP	(5,720.47)
Adjustments	
Fair valuation of investments under Ind AS	339.00
Remeasurement of defined benefit obligation recognised in other comprehensive income under Ind AS	-
Total effect of transition to Ind-AS	339.00
Profit for the year as per Ind-AS	(5,381.46)
Other Comprehensive Income for the year	
Total Comprehensive Income for the year	(5,381.46)



(vi) Reconciliation of total equity as at March 31, 2016 and April 01, 2015

	As at March 31, 2016	As at April 01, 2015
Total equity (shareholders funds) under previous GAAP	63,647.21	69,297.10
Recognition of deferred taxes using the balance sheet approach under Ind AS	-	-
Fair valuation of investments under Ind AS	-	-
Total adjustment to equity	-	-
Total equity under Ind AS	63,647.21	69,297.10

(vii) Analysis of cash and cash equivalents as at March 31, 2016 and as at April 01, 2015 for the purpose of statement of cash flows under Ind-AS

	As at March 31, 2016	As at April 01, 2015
Cash and cash equivalents for the purpose of statement of cash	61.34	66.55
Adjustments on account of transition to Ind-AS	-	-
Cash and cash equivalents for the purpose of statement of cash flows under Ind-AS	61.34	66.55

27 Under previous GAAP, the presentation of Balance Sheet was based on the erstwhile Schedule III of the Companies Act 2013, now Schedule III Division II of the Companies Act 2013. Under Ind AS, specified items of financial assets, financial liabilities, current income tax and provision are required to be presented separately in line with the Schedule III Division I of the Companies Act 2013.

28 Under previous GAAP, there was no concept of other comprehensive income. Under Ind AS, specified items of income, expenses, gains, or losses are required to be presented in other comprehensive income.


29 The details of Specified Bank Notes (SBN) held and transacted during the period November 8, 2016 to December 30, 2016 as provided in the table below:

	SBNs	Other denomination	Total
Closing cash in hand as on November 08, 2016	-	0.02	0.00
Add:			
Permitted receipts	-	-	-
Less:			
Permitted payments	-	-	-
Amount deposited in Bankes	-	-	-
Closing cash in hand as on December 30, 2016	-	0.02	0.00

Explanation : For the purposes of this clause, the term 'Specified Bank Notes' shall have the same meaning provided in the notification of the Government of India, in the Ministry of Finance, Department of Economic Affairs number S.O. 3407(E), dated the 8th November, 2016.

30 The Company, temporarily is not in compliance with the applicable Prudential Norms issued by Reserve Bank of India for Non-Banking Financial Companies. This non compliances relate to "Net Owned Funds" and "Capital to Risk Weighted Assets Ratio". Management has already initiated actions for improving both the ratios and expects by March 31st 2017, the company will be in compliance with the said ratios.

31 **Disclosure under section 22 of the Micro, Small and Medium Enterprises Development Act, 2006**
The Company has not received any intimation from suppliers regarding their status under the Micro, Small and Medium Enterprises Development Act, 2006 and hence disclosures, if any, relating to amounts unpaid as at year end together with interest paid/payable as required under the said Act. have not been given.



NCC Infrastructure Holding Limited

Notes to the financial statements for the year ended March 31, 2017

All Amounts in Rupees in Lakhs unless otherwise stated


32. Related party transactions

a) List of related parties and relationship

Name of the Related party	Relationship
M/s. NCC Limited	Holding Company
M/s. Gayathri Energy Ventures Private Limited	Entity under the significant influence of Key Management
M/s. Samishti Gas Energy Limited	Subsidiary
M/s. NCC Infra Limited	Subsidiary
M/s. OB Infrastructure Limited	Subsidiary
M/s. Savitra Agri Industrial Park Private Limited (formerly known as NCC Power Pprojects (Sompeta)Private Limited	Subsidiary
M/s. Western UP Tollway Limited (Ceased to be Subsidiary from May 11, 2016)	Subsidiary
M/s. Bangalore Elevated Tollway Private Limited (Ceased to be Associate from October 18, 2016)	Associate
M/s. Pondicherry Thindivanam Tollway Limited	Associate
M/s. Himalayan Green Energy Private Limited	Enterprises owned or significantly influenced by key management personnel or their relatives
M/s. Arnesh ventures Private Limited	
M/s. Bhuvanesh realtors Private Limited	
M/s. Lalit agro farms Private Limited	
M/s. Mihika Agro Farms Private Limited	
M/s. Narasimha developersd Private Limited	
M/s. Ruthvik estates Private Limited	
M/s. Shyamala agro farms Private Limited	
M/s. Suguna Estates Private Limited	
M/s. Sirisha projects Private Limited	

b) Related party transactions entered into during the year are as follows

	Year ended March 31, 2017	Year ended March 31, 2016
(i) Inter Corporate Deposit Received		
M/s. NCC Limited	3,899.00	774.45
(ii) Interest on Inter Corporate Deposit		
M/s. NCC Limited	406.18	6,243.92
(iii) Expenses/BG Commission debited by the holding company		
M/s. NCC Limited	152.72	18.08
(iv) Inter Corporate Deposit Refunded		
M/s. NCC Limited	29,403.66	10,316.13
(v) Interest on Inter Corporate Deposit Refunded		
M/s. NCC Limited	417.88	10,741.08
(vi) Expenses Debited by the holding company repaid		
M/s. NCC Limited	105.21	3,600.00
(vii) Advance paid to Holding company		
M/s. NCC Limited	6,964.24	-
(viii) Advance refunded by holding company		
M/s. NCC Limited	2,111.55	-
(ix) Acquisition of Investment stake of Holding company		
M/s. OB Infrastructure Limited	-	10,555.43
M/s. Pondicherry Thindivanam Tollway Limited	1,810.65	-
M/s. Savitra Agri Industrial Park Private Limited (formerly known as NCC Power Pprojects (Sompeta)Private Limited	1,231.92	-




NCC Infrastructure Holding Limited

Notes to the financial statements for the year ended March 31, 2017

All Amounts in Rupees in Lakhs unless otherwise stated

(x) Equity stake transfer by holding company	-	-
M/s. Pondicherry Thindivanam Tollway Limited	1,810.65	-
(xi) Loan stake transfer by holding company	-	-
M/s. Pondicherry Thindivanam Tollway Limited	1,449.55	-
(xii) Trade payables repaid	-	-
M/s. NCC Limited	18.08	-
M/s. Sembcorp Gayathri Power Limited	57.37	-
(xiii) Loans/Advances given	-	-
M/s. Samishti Gas	-	1.00
M/s. Bangalore Elevated Tollway Private Limited	1,142.00	-
M/s Savitri Agri Industrial Park Private Limited	8,914.25	-
M/s. Himalayan Green Energy Private Limited	1.00	10.00
(xiv) Loans/Advances refund	-	-
M/s. Bangalore Elevated Tollway Private Limited	1,142.00	-
(xv) Interest income on Loans given	-	-
M/s. Himalayan Green Energy Private Limited	17.52	32.08
M/s. Bangalore Elevated Tollway Limited	34.46	-
(xvi) Management Fee (Excluding Servicetax)	-	-
M/s. Western UP Tollway Limited	4.00	48.00
M/s. Bangalore Elevated Tollway Private Limited	27.33	48.00
M/s. OB Infrastructure Limited	48.00	48.00
(xvii) Upfront Fees		
M/s. Bangalore Elevated Tollway Private Limited	17.36	-
(xviii) Provision for Doubtful Advances/Loans		
M/s. Samishti Gas	142.08	-
M/s. Himalayan Green Energy Private Limited	304.08	-
(xix) Rent Paid	-	-
M/s. Arnesh ventures Private Limited	1.20	1.08
M/s. Bhuvanesh realtors Private Limited	1.20	1.08
M/s. Lalit agro farms Private Limited	1.20	1.08
M/s. Mihika agro farms pvt Limited	1.20	1.08
M/s. Narasimha developers Private Limited	1.20	1.08
M/s. Ruthvik estates Private Limited	1.20	1.08
M/s. Shyamala agro farms Private Limited	1.20	1.08
M/s. Suguna Estates Private Limited	1.20	1.08
M/s. Sirisha projects Private Limited	1.20	1.08
(c) Credit Balances Outstanding		
(a) Inter Corporate Deposit from Holding Company		
M/s. NCC Limited	2,591.18	28,048.32
(b) Interest Accrued but not Due on ICD		-
M/s. NCC Limited	110.20	162.52
(c) Rent Payable		-
M/s. Arnesh ventures Private Limited	-	4.64
M/s. Bhuvanesh realtors Private Limited	-	4.64
M/s. Lalit agro farms Private Limited	-	4.64
M/s. Mihika agro farms pvt Limited	-	4.64
M/s. Narasimha developers Private Limited	-	4.64
M/s. Ruthvik estates Private Limited	-	4.64
M/s. Shyamala agro farms Private Limited	-	4.64
M/s. Suguna Estates Private Limited	-	4.64
M/s. Sirisha projects Private Limited	-	4.64
(d) Trade Payables		-
M/s. NCC Limited	-	18.08
M/s. Sembcorp Gayathri Power Limited	-	57.37



NCC Infrastructure Holding Limited

Notes to the financial statements for the year ended March 31, 2017

All Amounts in Rupees in Lakhs unless otherwise stated

(d) Debit Balances Outstanding		
(a) Long Term Loans/Advances		-
Subsidiaries		-
M/s. Western UP Tollway Limited	-	3,961.90
M/s. Samishti Gas	142.09	142.09
M/s. NCC Infra Limited	1,300.00	1,000.00
In Associates		-
M/s. Bangalore Elevated Tollway Private Limited	-	4,016.79
M/s. Pondicherry Thindivanam Tollway Limited	4,064.85	2,615.30
In Enterprises owned or significantly influenced by key management personnel or their relatives		-
M/s. Himalayan Green Energy Private Limited	195.70	194.70
(b) Interest Accrued on Loans		-
M/s. Himalayan Green Energy Private Limited	108.38	92.61
(c) Trade Receivables		-
M/s. OB Infrastructure Limited	21.00	8.36
(d) Other Receivables		-
M/s. Bangalore Elevated Tollway Private Limited	48.48	-
M/s. Western UP Tollway Limited	358.37	-

33. Earnings per share (EPS)


	Year ended March 31, 2017	Year ended March 31, 2016
Net Profit/(Loss) after tax available for equity shareholders (in Rupees)	(3,282)	(5,381)
Weighted average no of equity shares for Basic EPS	6,961	6,961
Weighted average no of equity shares for diluted EPS	6,961	6,961
Face value per share	10	10
Basic EPS	(0.47)	(0.77)
Diluted EPS	(0.47)	(0.77)

Signatories to Note "1 to 33"

for and on behalf of the board


Whole Time
Director


Director


Company
Secretary


C.F.O



Place : Hyderabad

Date : May 11, 2017

A Investment Property - Fair Value Disclosures NOT APPLICABLE

B Unrecognised deductible temporary differences, unused tax losses and unused tax credits

	As at March 31, 2017	As at March 31, 2016	As at April 1, 2015
Deductible temporary differences, unused tax losses and unused tax credits for which no deferred tax assets have been recognised are attributable to the following:			
-Unused Business and Depreciation loss	11,334.24	2,850.62	426.63
-Unused Long Term Capital Loss	10,301.67	10,301.67	-
	21,635.91	13,152.29	426.63

C Financial Instruments

Capital management

The Company's capital management objective is to maximise the total shareholder return by optimising cost of capital through flexible capital structure that supports growth. Further, the Company ensures optimal credit risk profile to maintain / enhance credit rating.

The Company determines the amount of capital required on the basis of long-term strategic plans. The funding requirements are met through long-term/short-term borrowings. The Company monitors the capital structure on the basis of Net debt to equity ratio and maturity profile of the overall debt portfolio of the Company.

For the purpose of capital management, capital includes issued equity capital and other revenue reserves. Net debt includes all long and short-term borrowings as reduced by cash and cash equivalents.

The following table summarises the capital of the Company:

	As at March 31, 2017	As at March 31, 2016	As at April 1, 2015
Equity	59,723.24	63,005.06	68,386.53
Long Term Borrowings	2,591.18	-	37,590.00
Short Term Borrowings	3,267.43	28,048.32	11,707.97
Cash and cash equivalents	(27.65)	(61.34)	(66.55)
Net debt	5,830.96	27,986.98	49,231.42
Total capital (equity + net debt)	65,554.20	90,992.05	117,617.95

Categories of financial instruments

	As at March 31, 2017	As at March 31, 2016	As at April 1, 2015
Financial assets			
Measured at Cost			
Cash and bank balances	27.65	61.34	66.55
Investments	54,068.39	84,842.13	103,227.20
Loans	12,735.84	11,213.41	10,864.41
Trade Receivables	21.00	8.36	16.38
Other Financial assets	1,765.01	0.04	4,837.41
Financial liabilities			
Measured at amortised cost	19.91	77.26	67.89

Financial risk management objectives


The company's business activities exposed to a variety of financial risk viz., market risk, credit risk and liquidity risk. The company's focus is to estimate a vulnerability of financial risk and to address the issue to minimize the potential adverse effects of its financial performance.

Market risk

Market risk is the risk that the fair value or future cash flows of a financial instrument will fluctuate because of changes in market prices. Such changes in the values of financial instruments may result from changes in the foreign currency exchange rates, interest rates, credit, liquidity and other market changes. There are no significant exposure to market risk considering the current status of its project and other operations of the Company.

Interest rate risk

Total Borrowings, represents short term borrowings from Holding Company.



NCC Infrastructure Holdings Limited
 Additional Financial Disclosures (Fit For Consolidation by NCC Ltd) - Year Ended March 31, 2017
 All Amounts in Rupees in Lakhs unless otherwise stated

Equity risks

The company is exposed only to non-listed equity investments and as a policy matter the company bringing down the equity investment exposure to the various companies. The company continuously in the process of disinvestment of its investments in the companies. As the exposure has come down significantly and does not have any equity investment in the listed entities, the impact of change in equity price on profit or loss is not significant.

Credit risk management

Credit Risk refers to the risk for a counter party default on its contractual obligation resulting a financial loss to the company. The maximum exposure of the financial assets represents advances given by the Company.

The credit risk on cash and bank balances is limited because the counterparties are banks with high credit ratings assigned by credit rating agencies.

Liquidity risk management

The Company manages liquidity risk by maintaining borrowing facilities from its group companies, by continuously monitoring forecast and actual cash flows for the projects undertaken by the Company.

The table below provides details regarding the contractual maturities of financial liabilities including estimated interest payments as at March 31, 2017:

	Carrying amount	upto 1 year	1-3 year	More than 3 year	Total contracted cash flows
Accounts payable and acceptances	19.91	19.91	-	-	19.91
ICD and Interest thereon	2,701.38	110.20	2,591.18	-	2,701.38
Total	2,721.28	130.11	2,591.18	-	2,721.28

The table below provides details of financial assets as at March 31, 2017:

	Carrying amount	Fair Value
Investments	54,068.39	54,068.39
Loans	12,737.70	12,737.70
Other financial Assets	21.00	21.00
Total	54,068.39	54,068.39

The table below provides details regarding the contractual maturities of financial liabilities including estimated interest payments as at March 31, 2016:

	Carrying amount	upto 1 year	1-3 year	More than 3 year	Total contracted cash flows
Accounts payable and acceptances	77.26	77.26	-	-	77.26
ICD and Interest thereon	28,210.84	28,210.84	-	-	28,210.84
Total	28,288.10	28,288.10	-	-	28,288.10

The table below provides details of financial assets as at March 31, 2016:


	Carrying amount	Carrying amount
Investments	84,842.13	84,842.13
Loans	11,215.83	11,215.83
Other financial Assets	8.36	8.36
Total	84,842.13	84,842.13

The table below provides details regarding the contractual maturities of financial liabilities including estimated interest payments as at April 01, 2015:

	Carrying amount	upto 1 year	1-3 year	More than 3 year	Total contracted cash flows
Accounts payable and acceptances	67.89	67.89	-	-	67.89
ICD and Interest thereon	46,024.07	4,834.07	41,190.00	-	46,024.07
Total	46,091.96	4,901.96	41,190.00	-	46,091.96

The table below provides details of financial assets as at April 01, 2015:

	Carrying amount	Fair Value
Investments	103,227.20	103,227.20
Loans	10,866.71	10,866.71
Other financial Assets	16.38	16.38
Total	103,227.20	103,227.20



NCC Infrastructure Holdings Limited
Additional Financial Disclosures (Fit For Consolidation by NCC Ltd) - Year Ended March 31, 2017
All Amounts in Rupees in Lakhs unless otherwise stated
D Fair value measurements

Some of the Group's financial assets and financial liabilities are measured at fair value at the end of the reporting period. The following table gives information about how the fair values of these financial assets and financial liabilities are determined (in particular, the valuation techniques and inputs used):

Financial assets / financial liabilities	Fair Value as at*			Fair value hierarchy	Valuation techniques & key inputs used
	As at March 31, 2017	As at March 31, 2016	As at April 1, 2015		
Investments in unquoted equity instruments at FVTPL	4,024.89	4,024.89	4,024.89	Level 2	Refer Note
Investments in unquoted equity instruments at FVTPL	28,542.97	50,152.46	-	Level 2	Refer Note

*Positive value denotes financial asset (net) and negative value denotes financial liability (net)

Notes:

There were no transfers between Level 1 and 2 in the period.

The Level 1 financial instruments are measured using quotes in active market

The following table shows the valuation technique and key input used for Level 2:

Financial Instrument	Key Inputs used
(a) Unquoted Equity Instruments	Fair Value of Investments has been arrived either realisable value of underlying assets or as per Contractually realisable values
1. Himachal Sorang Power Limited	
2. Sembcorp Gayatri Power Limited	

Fair value of financial assets and financial liabilities that are not measured at fair value (but fair value disclosures are required)

	Fair value hierarchy	As at March 31, 2017		As at March 31, 2016		As at April 1, 2015	
		Carrying amount	Fair value	Carrying amount	Fair value	Carrying amount	Fair value
Financial assets							
Financial assets at amortised cost:							
Cash and bank balances	Level 2	27.65	27.65	61.34	61.34	66.55	66.55
Investments	Level 2	21,500.53	21,500.53	30,664.78	30,664.78	99,202.31	99,202.31
Loans	Level 2	12,735.84	12,735.84	11,213.41	11,213.41	10,864.41	10,864.41
Other Financial assets measured at amortised cost	Level 2	1,765.01	1,765.01	0.04	0.04	4,837.41	4,837.41
	Fair value hierarchy	As at		As at		As at	
		Carrying amount	Fair value	Carrying amount	Fair value	Carrying amount	Fair value
Financial liabilities							
Financial liabilities at amortised cost:							
- Borrowings	Level 2	2,591.18	2,591.18	-	-	37,590.00	37,590.00
- Trade payables	Level 2	19.91	19.91	77.26	77.26	67.89	67.89
- Other financial liabilities	Level 2	110.20	110.20	28,210.84	28,210.84	8,434.07	8,434.07

E	Income Tax and Deferred Tax Reconciliations	NOT APPLICABLE
F	Unused Banking Facility	NOT APPLICABLE
G	Equity & Profit Reconciliations	Refer Note 26 to Ind AS Financial Statements
H	Retention money receivable	NIL
I	Exemptions / Options on adoption of Ind AS	Refer Note 1.2 to Ind AS Financial Statements

