



Ref. No.: NCCL/ Presentation/2025

Date : February 6, 2025

National Stock Exchange of India Ltd

Exchange Plaza, C-1, Block G

Bandra – Kurla Complex

Bandra (E)

Mumbai - 400 051

Symbol: NCC

BSE Limited

Phiroze Jeejeebhoy Towers

Dalal Street,

Fort

Mumbai – 400 001

Code: 500294

Dear Sir(s),

Sub: Presentations for Analyst/ Investor Conference call on the Un-Audited Financial Results for the Third Quarter and Nine months period ended December 31, 2024.

Pursuant to Regulations 30 of the SEBI (Listing Obligations and Disclosure Requirements) Regulations, 2015 and with reference to our letter dated January 28, 2025, please find enclosed presentation for Analyst/ Investor Conference call, on the Un-Audited Financial Results for the Third Quarter and Nine months period ended December 31, 2024, scheduled to be held today at 5.00 PM (IST).

The presentation being uploaded on the website of the Company at <https://www.ncclimited.com/analyst-column.html>.

We request you to please take the same on record.

Thanking you,

Yours sincerely,

For NCC Limited

Sisir K Mishra

Company Secretary

Encl: as above

A large graphic on the right side of the slide features a dark blue background with silhouettes of two construction workers wearing hard hats and holding tools. In the background, several construction cranes are visible against a night sky with some lights. The graphic is framed by a thick orange border.

**Building with
integrity, executing
with excellence.**

Disclaimer

This presentation contains certain forward looking statements concerning NCC's future business prospects and business profitability, which are subject to a number of risks and uncertainties and the actual results could materially differ from those in such forward looking statements.

The risks and uncertainties relating to these statements include, but are not limited to, risks and uncertainties regarding fluctuations in earnings, our ability to manage growth, competition (both domestic and international), economic growth in India and ability to attract and retain highly skilled professionals, time and cost over runs on contracts, our ability to manage operations, government policies and actions with respect to investments, fiscal deficits, regulations and geopolitical risks, interest and other fiscal costs generally prevailing in the economy etc. Past performance of the company may not be indicative of future performance.

The company does not undertake to make any announcement in case any of these forward-looking statements become materially incorrect in future or update any forward looking statements made from time to time by or on behalf of the company.



Company Overview

CHENNAI TRADE
CENTRE

Company Overview

Strong Governance credentials
(Four independent directors, Independent Director as Chairman & One non-executive, non-independent Director)

Well Diversified Business Model

Marquee Investors, listed since 1992

Second largest listed construction company by revenue

Pan India Presence

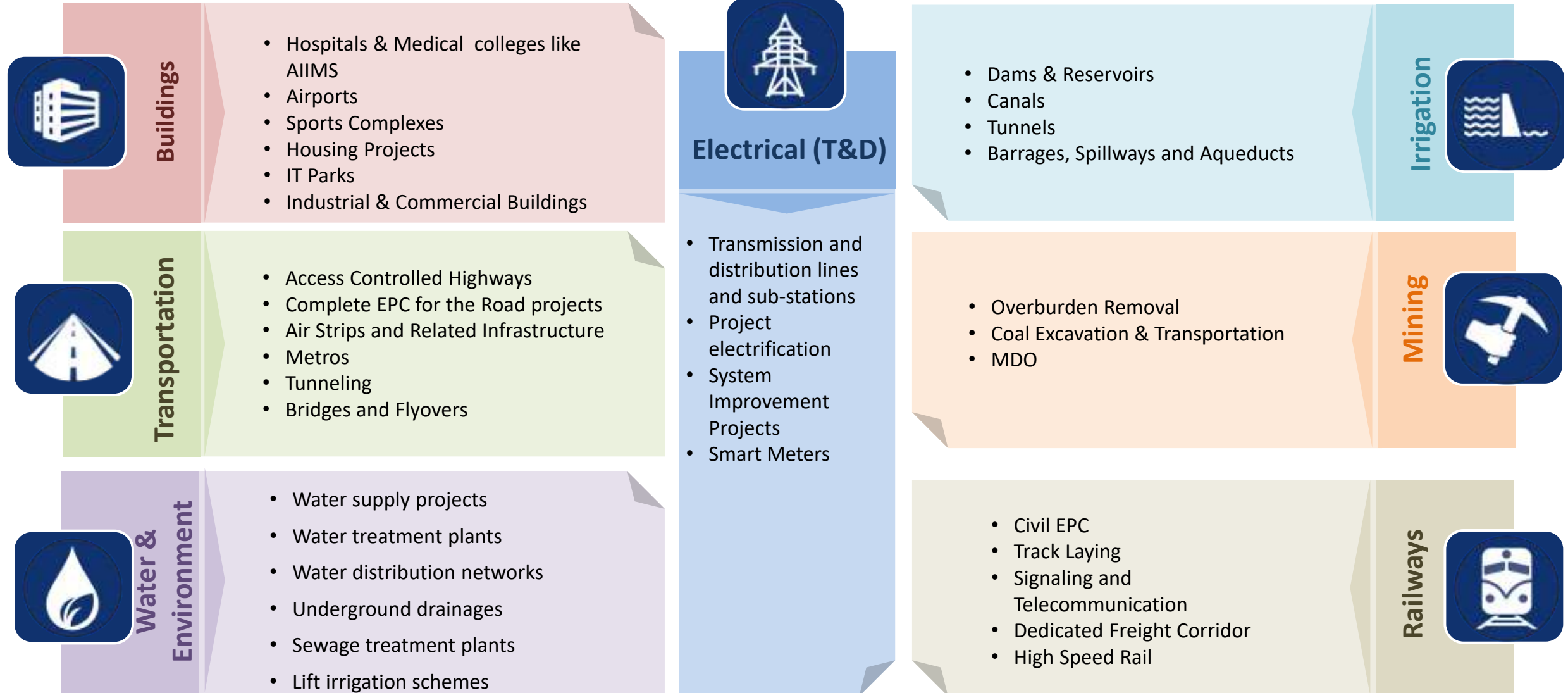
EPC company with in-house design and engineering capabilities

Diversified order book of Rs.55,548 Cr.

~13500 employees (including contractual)



Company Overview: Business Verticals



Company Overview: Group Structure

S. No.	Particulars	Q3FY25 Revenue Mix %
1	Construction	
	i) NCC Limited	86%
	ii) Pachhwara Coal Mining Private Limited	12%
2	Real Estate	
	i) NCC Urban Infrastructure Limited	2%
	Total	100%

Company Overview: Client List

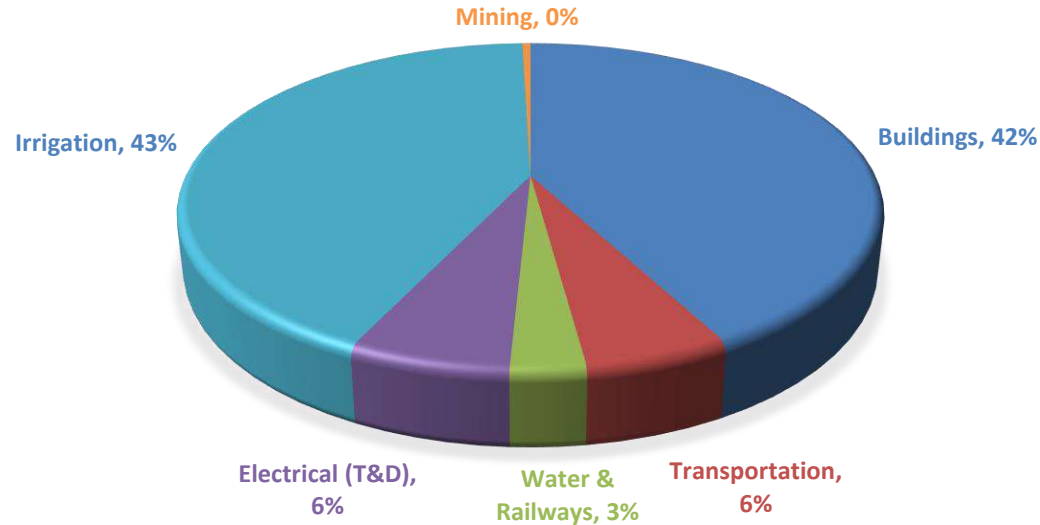




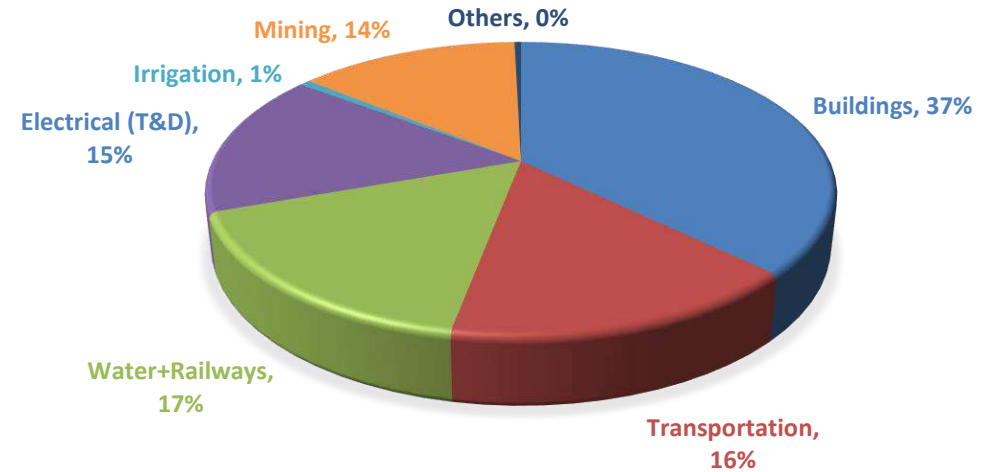
Financials

Financials: Order Book & Revenue mix (Q3FY25)

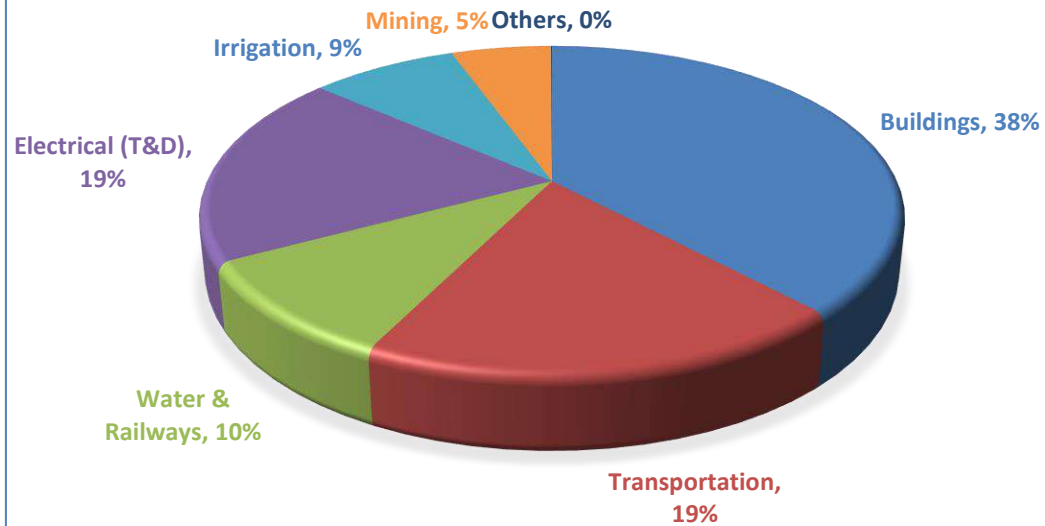
ORDER INFLOW Q3FY25 RS. 8,440 CR



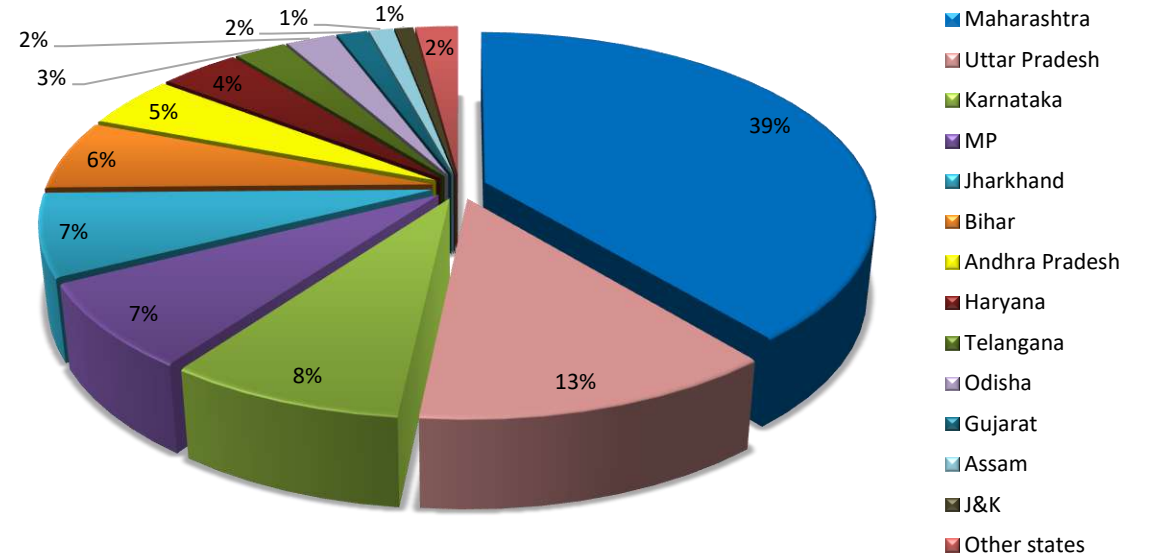
ORDER EXECUTION Q3FY25 RS 5,262 CR



DIVISION WISE ORDER BOOK Q3FY25 RS.55,548 CR



STATE WISE ORDER BOOK Q3FY25 Rs. 55,548 Cr



- Maharashtra
- Uttar Pradesh
- Karnataka
- MP
- Jharkhand
- Bihar
- Andhra Pradesh
- Haryana
- Telangana
- Odisha
- Gujarat
- Assam
- J&K
- Other states

Key Financial Nos: Q3FY25 (Standalone)

Order Book

Rs **51,834** crore

3 % Y-o-Y



Revenue

Rs **4,720** crore

-1 % Y-o-Y



EBIDTA

Rs **410** crore

8.8 % of Revenue



Profit after Tax

Rs **185** crore

3.9 % of Revenue



Earnings per Share

Rs **2.95**



Net Debt

Rs **2,344** crore



Key Financial Nos: Q3FY25 (Consolidated)

Order Book

Rs **55,548** crore
-3% Y-o-Y



Revenue

Rs **5,383** crore
2% Y-o-Y



EBIDTA

Rs **441** crore
8.3% of Revenue



Profit after Tax

Rs **193** crore
3.6% of Revenue



Earnings per Share

Rs **3.08**



Net Debt

Rs **2,284** crore



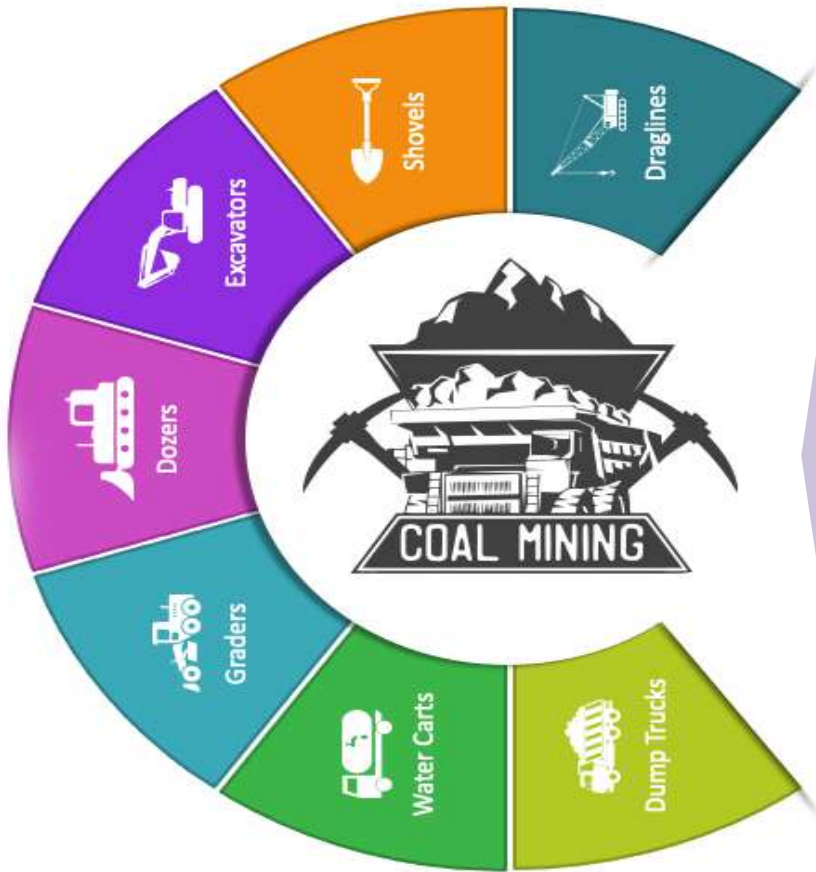
Financials: Q3 & 9M (Standalone)



Financials: Q3 & 9M (Consolidated)



Financials: SPV - Pachhwara Coal Mining



Activity	Mine Developer & Operator (MDO)
Operative Since	12 Dec 2018
Presently Operating @	Pachhwara North Coal Block, Pakur District, Jharkhand
NCC Share in SPV (%)	51%
Client	West Bengal Power Development Corporation Ltd (WBPDC)
Project Duration	30 years
Project Cost	Initial Value - Rs 30,000 crore, increased to Rs 50,000 crore at current Price
Rated Capacity	Achieved rated capacity of 15 million tonne per annum (MTPA) in FY23
Revenue (9MFY25)	Rs 1,978 Crore
PBT (9MFY25)	Rs 77 Crore

Financials: Subsidiary Companies - NCC Urban

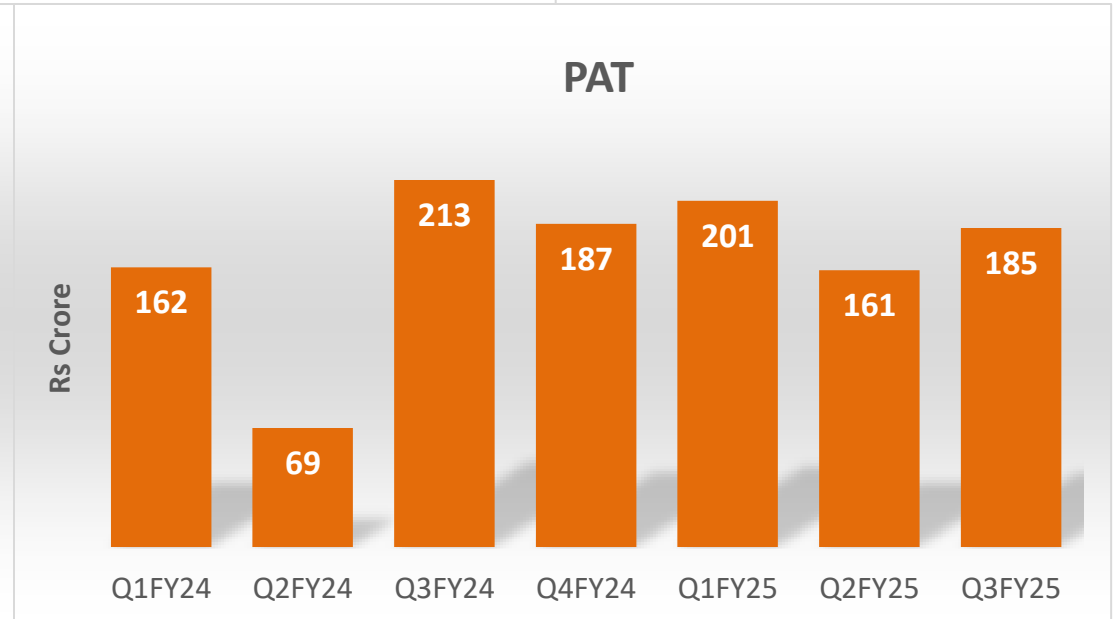
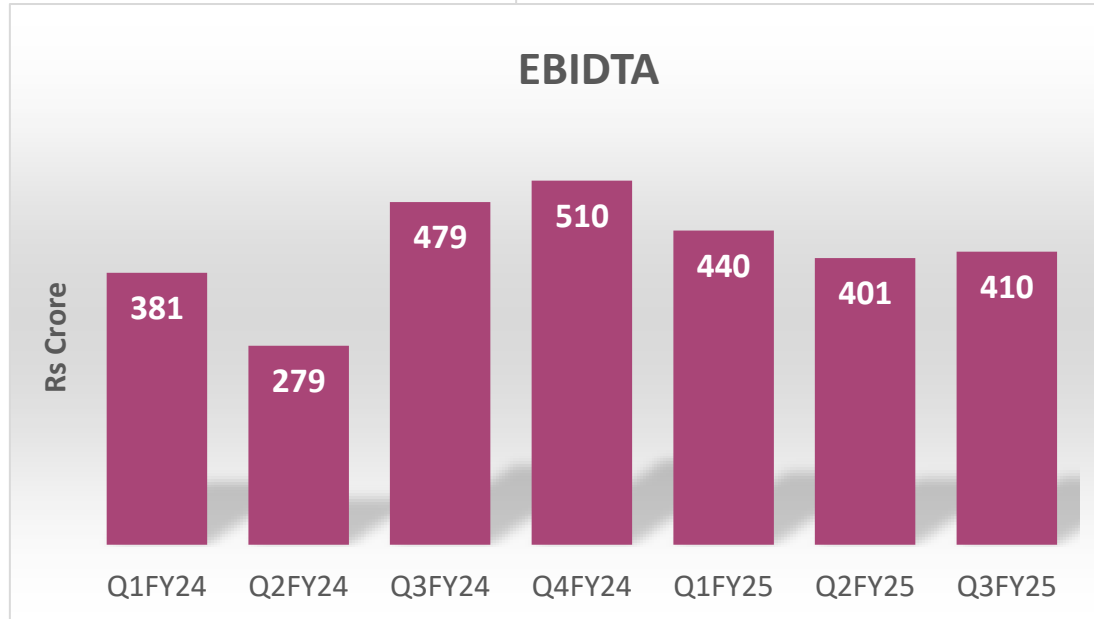
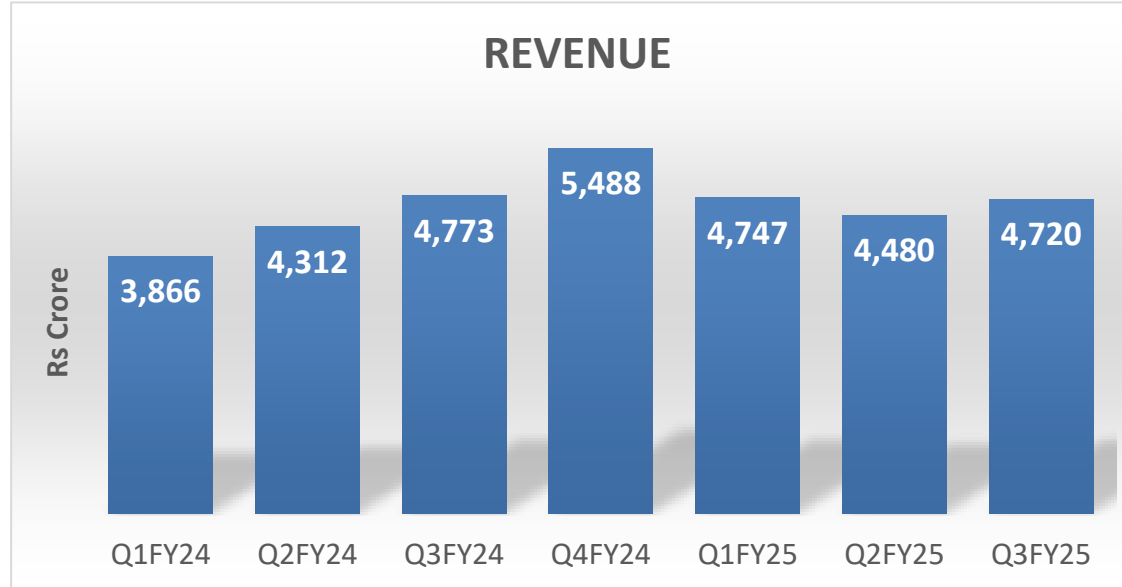
Operative Since	08 Dec 2005 (Rs Crore)		
Activity	Real Estate		
Presently Operating @	Bengaluru, Hyderabad, Chennai, Ranchi, Bombay		
NCC Share (%)	80%		
Financials KPI	Particulars	Q3FY25	Q3FY24
	Revenue	60.54	66.31
	PAT	18.81	4.43
	Net worth	454.94	426.24
	Total Debt	83.68	30.02
	Investment by NCC	229.33	240.00

Brief list of completed projects:

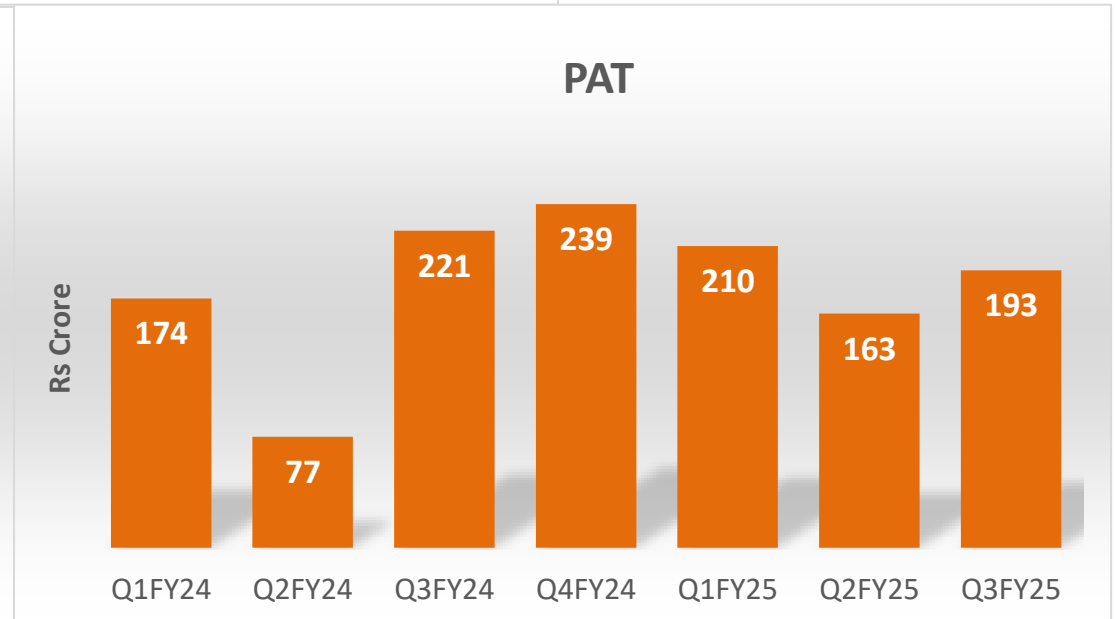
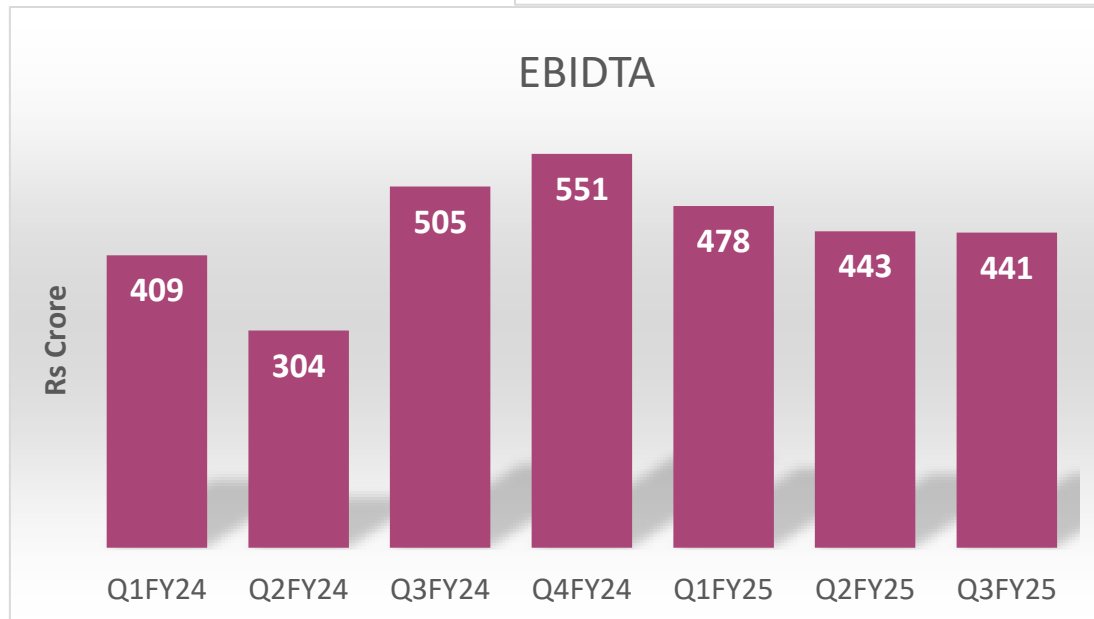
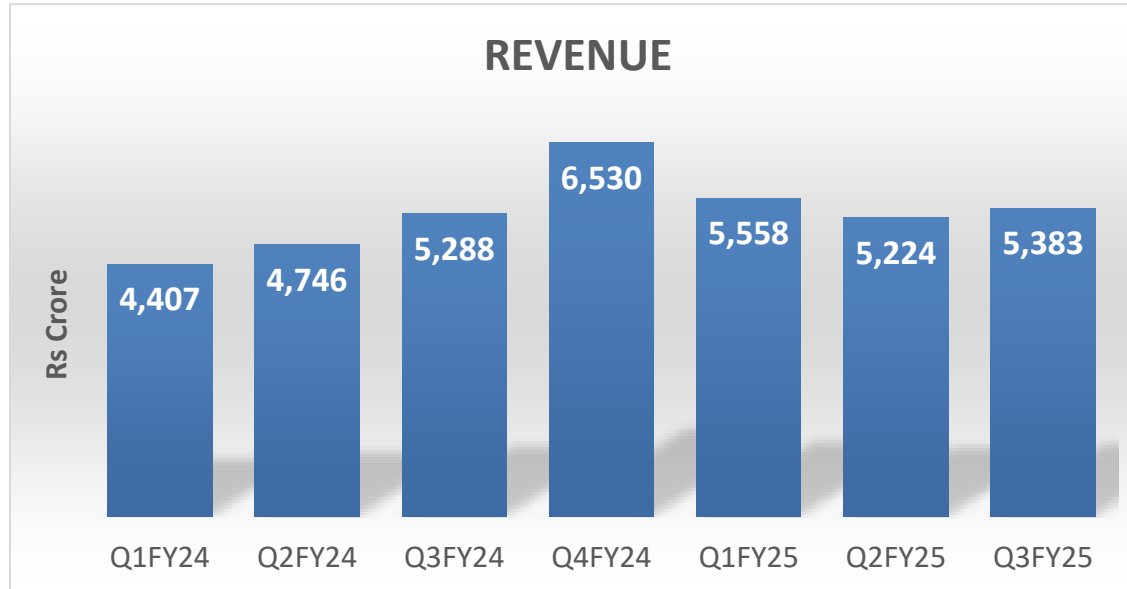
- NCC Gardenia, Hyderabad
- Green Province, Bengaluru
- Mayfair, Yelahanka, Bengaluru
- Park View, Bengaluru
- NCC Urban Nakshatra, Chennai

- ❖ Completed 11.7 million sft of built-up area.
- ❖ Under Construction 2.8 million sft of built-up area.
- ❖ Future Pipeline 3.1 million sft.
- ❖ Recently launched NCC Urban Lake Springs at J.P Nagar, Bangalore

Financials: Operating Performance - Standalone (Quarter wise)

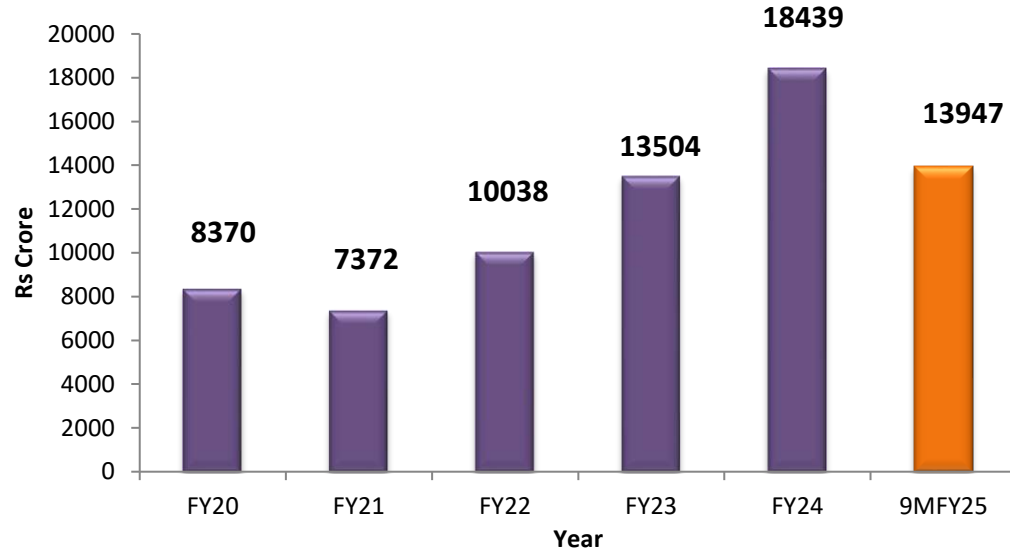


Financials: Operating Performance - Consolidated (Quarter wise)

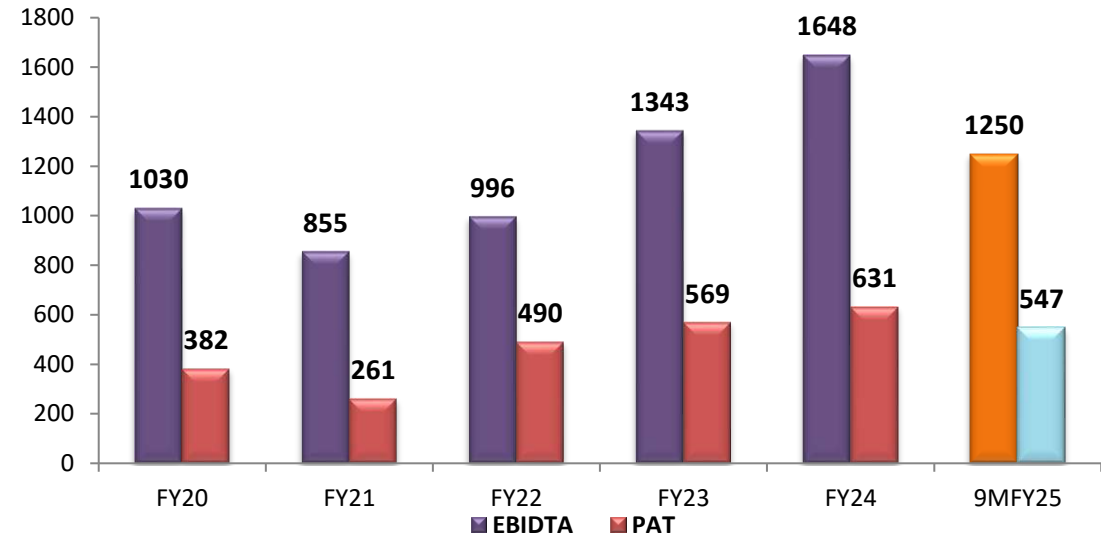


Financials: Historical (Standalone)

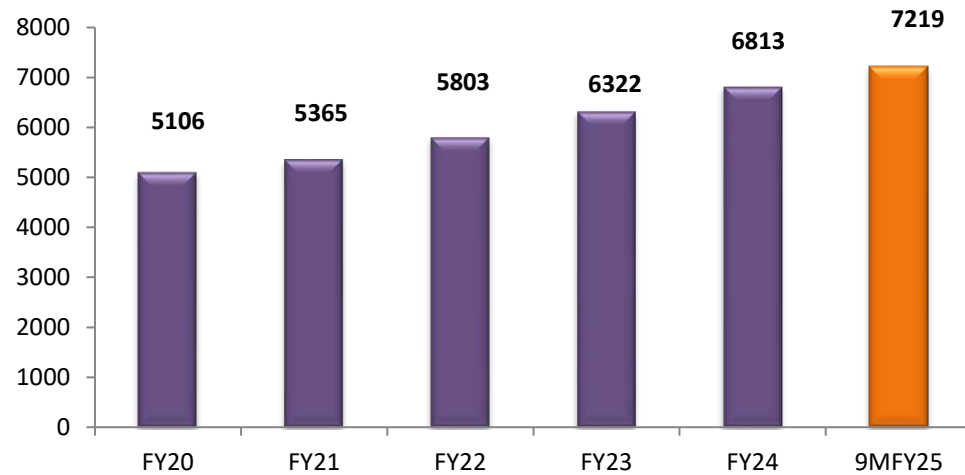
TURNOVER



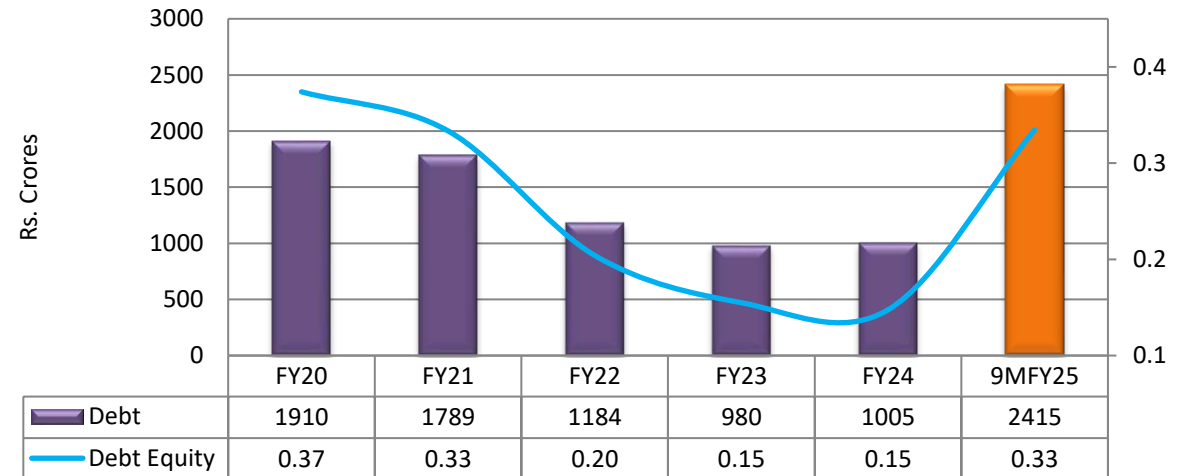
EBIDTA & PAT



Networth

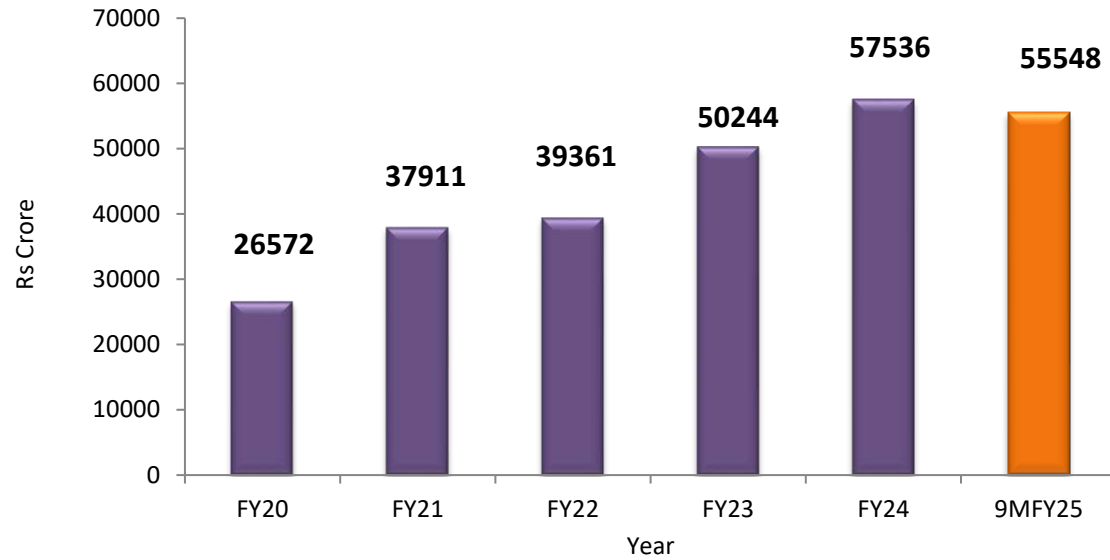


Debt & D/E Ratio

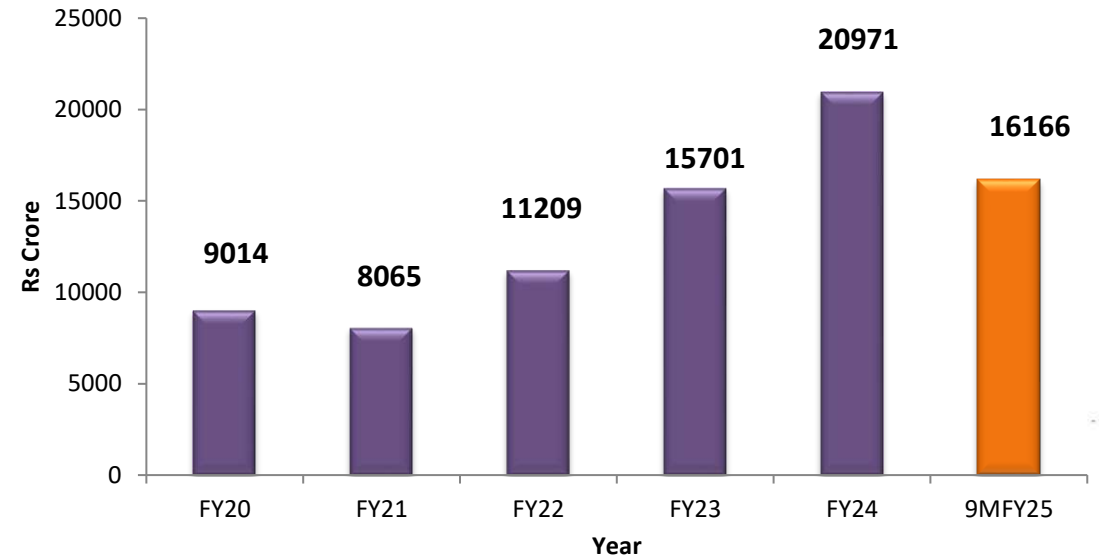


Financials: Historical (Consolidated)

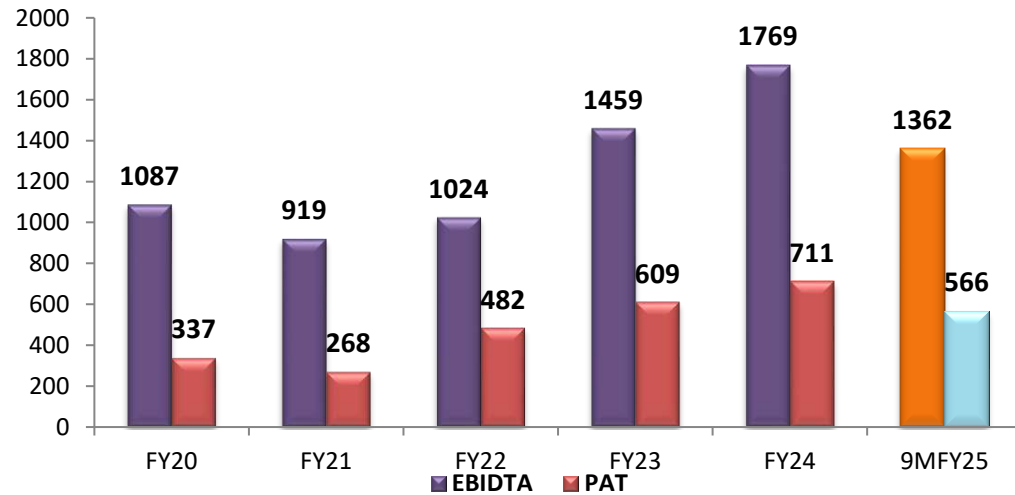
Order Book



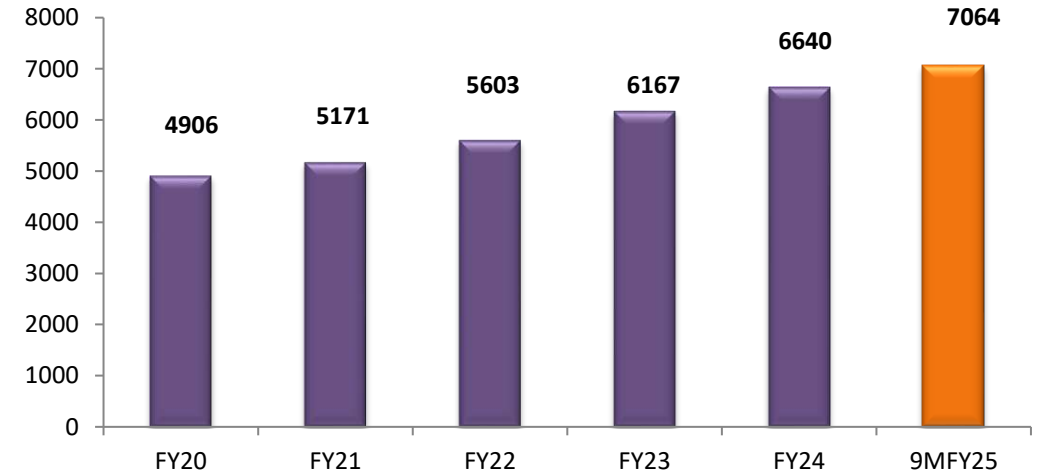
TURNOVER



EBIDTA & PAT



Networth





Thank you

www.ncclimited.com