



NCC LIMITED

INVESTOR PRESENTATION

Fast Forwarding
India's Infrastructure

Disclaimer

This presentation contains certain forward looking statements concerning NCC's future business prospects and business profitability, which are subject to a number of risks and uncertainties and the actual results could materially differ from those in such forward looking statements. The risks and uncertainties relating to these statements include, but are not limited to, risks and uncertainties regarding fluctuations in earnings, our ability to manage growth, competition (both domestic and international), economic growth in India and ability to attract and retain highly skilled professionals, time and cost over runs on contracts, our ability to manage operations, government policies and actions with respect to investments, fiscal deficits, regulations, geopolitical risks and Covid 19 pandemic, interest and other fiscal costs generally prevailing in the economy etc. Past performance of the company may not be indicative of future performance. The company does not undertake to make any announcement in case any of these forward-looking statements become materially incorrect in future or update any forward looking statements made from time to time by or on behalf of the company.

COMPANY OVERVIEW

4

FINANCIALS


8

SIGNIFICANT UPDATES

20

PROJECT SNAPSHOT

21





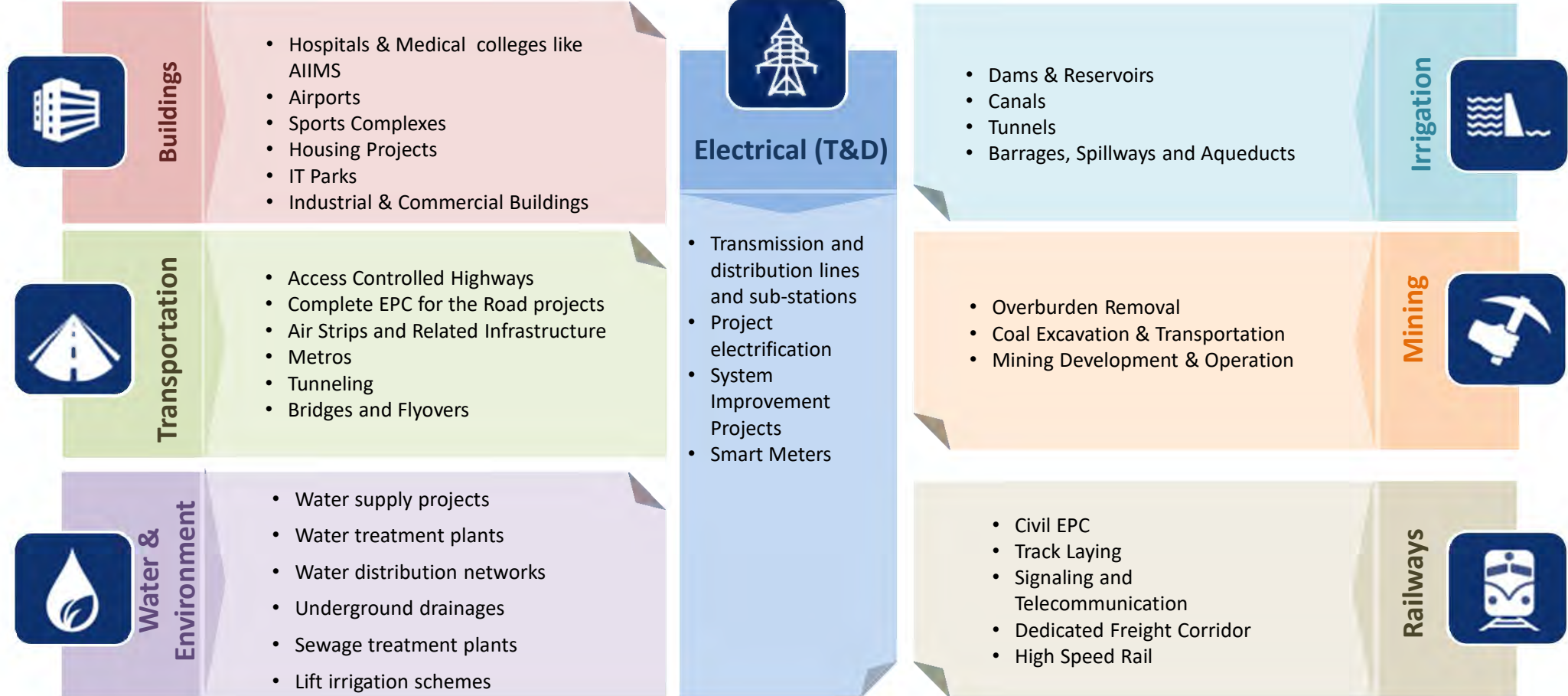
Company Overview

AIIMS, Guwahati

Company Overview



Company Overview: Business Verticals



Company Overview: Client List





Financials

Agartala Airport,
Tripura

Financials : Group Structure

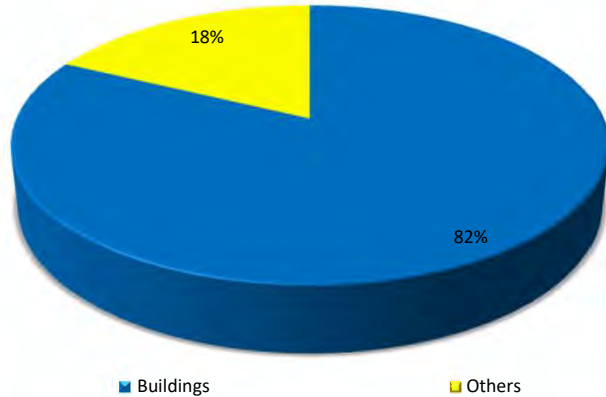
S. No.	Particulars	Q1FY25 Revenue Mix %
1	Construction	
	i) NCC Limited	83.79%
	ii) Pachhwara Coal Mining Private Limited	12.43%
	iii) J Kumar NCC Private Limited and Others	2.26%
2	Real Estate	
	i) NCC Urban Infrastructure Limited	1.36%
3	Others	
	i) BOT Roads	0.16%
	Total	100.00%

Financials: Guidance for FY25

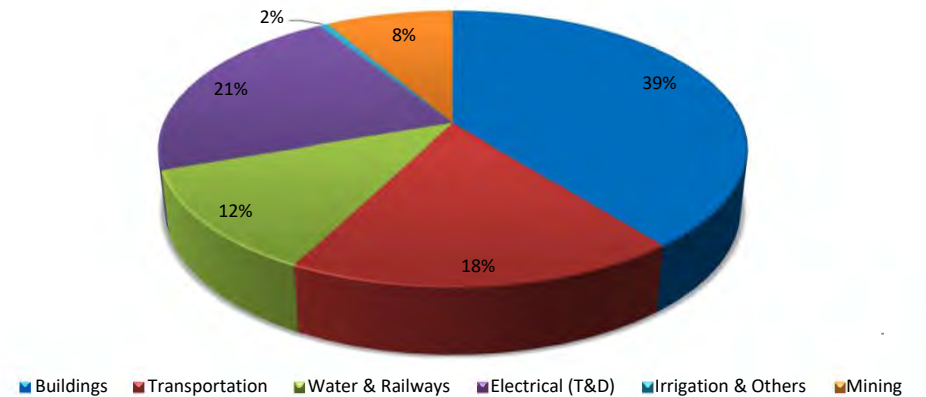
- Order Inflow Guidance: Rs 20,000 to Rs 22,000 crore
- Revenue Guidance: Growth upwards of 15%
- Margin Guidance: EBIDTA margins between 9.5% to 10%.

Financials: Order book & Revenue mix (Q1FY25)

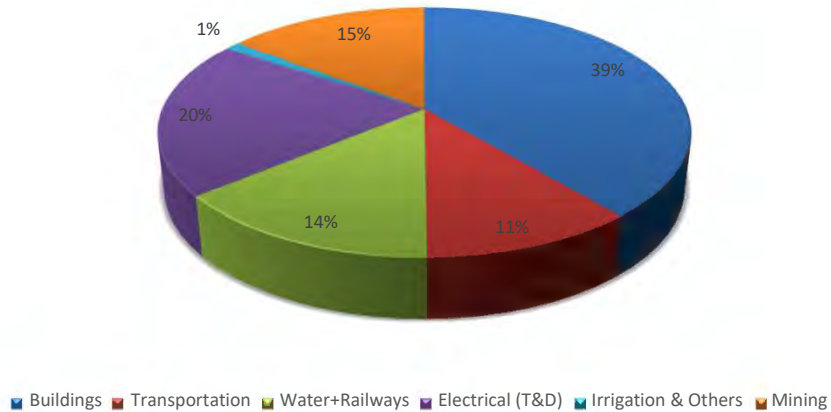
ORDER INFLOW Q1FY25 Rs.408 Cr



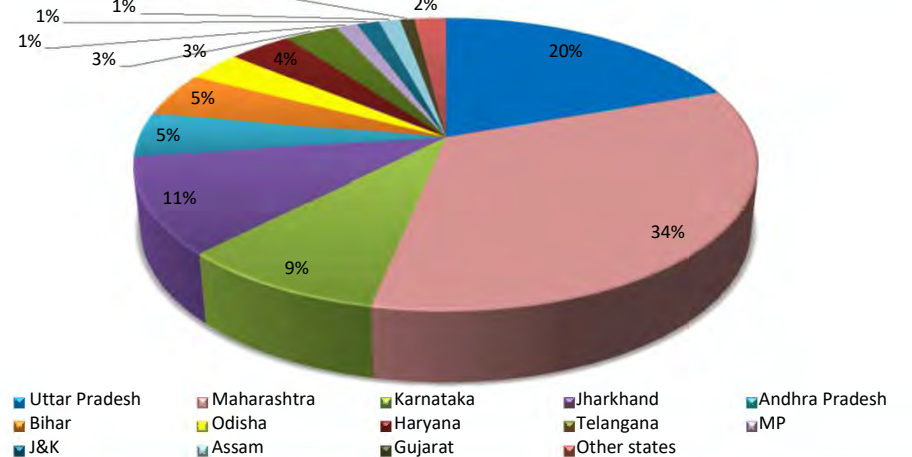
DIVISION WISE ORDER BOOK Q1FY25 Rs.52,626



Construction Revenue Q1FY25 Rs 5,317 Cr



STATE WISE ORDER BOOK Q1FY25 Rs. 52,626 Cr



Key Financial Nos: Q1FY25 (Standalone)

Order Book

Rs **47,625** Crore



Revenue

Rs **4,747** Crore
+ 23% Y-o-Y



EBIDTA

Rs **440** Crore
9.3% of Revenue



Profit after Tax

Rs **201** Crore
4.2% of Revenue



Earnings per Share

Rs **3.20**



Net Debt

Rs **1,820** crore



Key Financial Nos: Q1FY25 (Consolidated)

Order Book

Rs **52,626** Crore



Order Inflow

Rs **408** crore



Revenue

Rs **5558** crore
26% Y-o-Y



EBIDTA

Rs **478** crore
8.6% of Revenue



Profit after Tax

Rs **210** crore
3.8% of Revenue



Net Debt

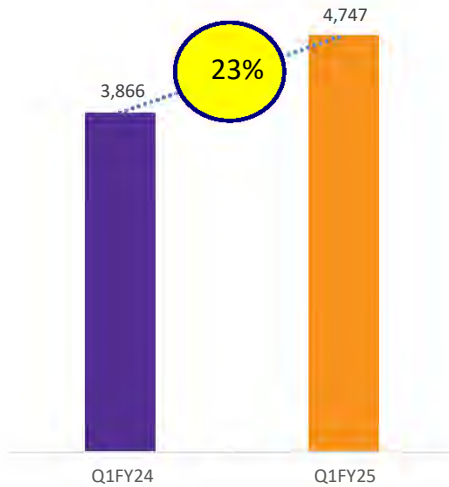
Rs **1,798** crore



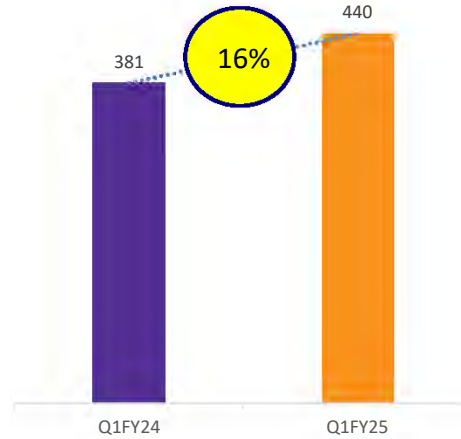
Financials: Q1FY25 (Standalone)

Highlights

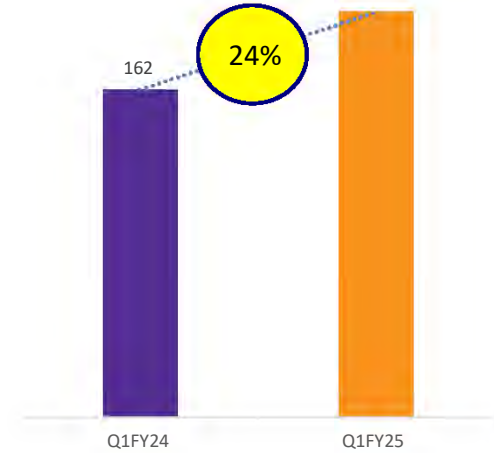
Revenue (Rs Crore)



EBIDTA (Rs Crore)



PAT (Rs Crore)




Financials: Q1FY25 (Consolidated)

Highlights

Revenue (Rs Crore)



EBIDTA (Rs Crore)



PAT (Rs Crore)



Financials: SPV - Pachhwara Coal Mining



Activity	Mine Developer & Operator (MDO)
Operative Since	12 Dec 2018
Presently Operating @	Pachhwara North Coal Block, Pakur District, Jharkhand
NCC Share in SPV (%)	51%
Client	West Bengal Power Development Corporation Ltd (WBPDCL)
Project Duration	30 years
Project Cost	Initial Value - Rs 30,000 crore, increased to around Rs 50,000 crore at current Price
Rated Capacity	Achieved rated capacity of 15 million tonne per annum (MTPA) in FY23
Revenue (Q1FY25)	Rs 691 Crore
PBT (Q1FY25)	Rs 27 Crore

Financials: Subsidiary Companies - NCC Urban

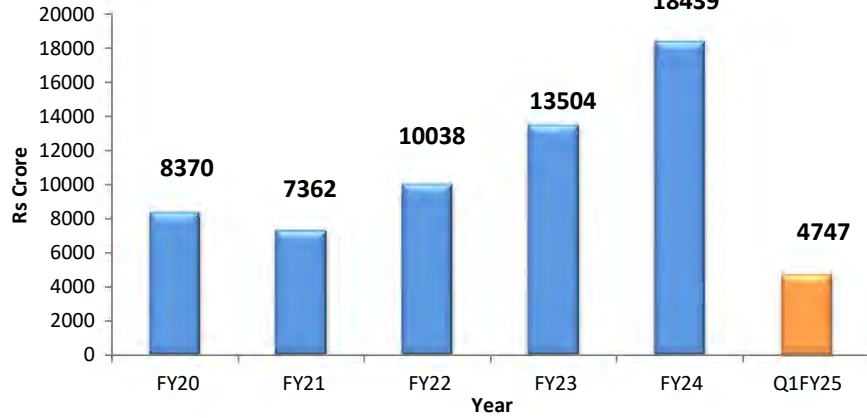
Operative Since	08 Dec 2005		
	(Rs Crore)		
Activity	Real Estate		
Presently Operating @	Bengaluru,	Hyderabad,	Chennai,
	Kochi,	Guntur,	Ranchi
NCC Share (%)	80%		
Financials KPI	Particulars	Q1FY25	Q1FY24
	Revenue	75	74
	PAT	7	10
	Net worth	422	415
	Total Debt	47	44
	Investment by NCC	229	240

Brief list of completed projects:

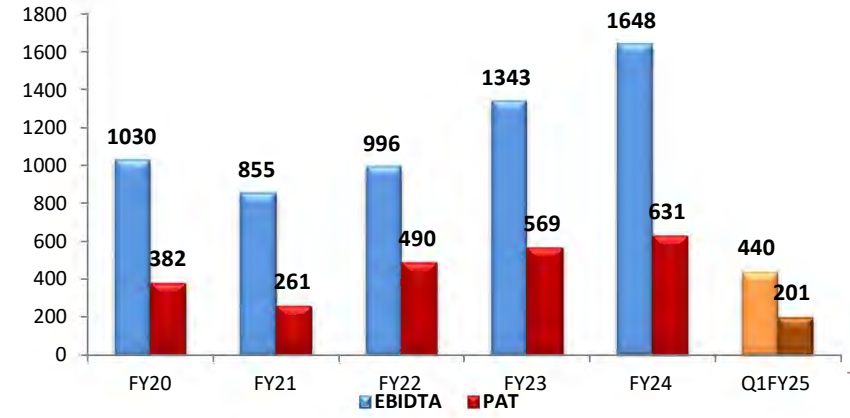
- NCC Gardenia, Hyderabad
- NCC Urban One, Hyderabad
- Green Province, Bengaluru
- Mayfair, Yelahanka, Bengaluru
- ❖ Completed 10 million sft of built-up area.
- ❖ Under Construction 4 million sft of built-up area.
- ❖ Future Pipeline 5 million sft.

Financials: Historical (Standalone)

TURNOVER



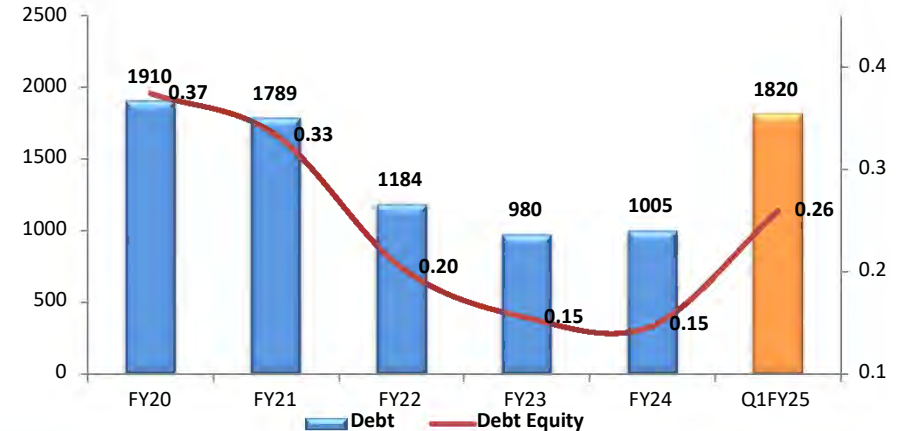
EBIDTA & PAT



Networth

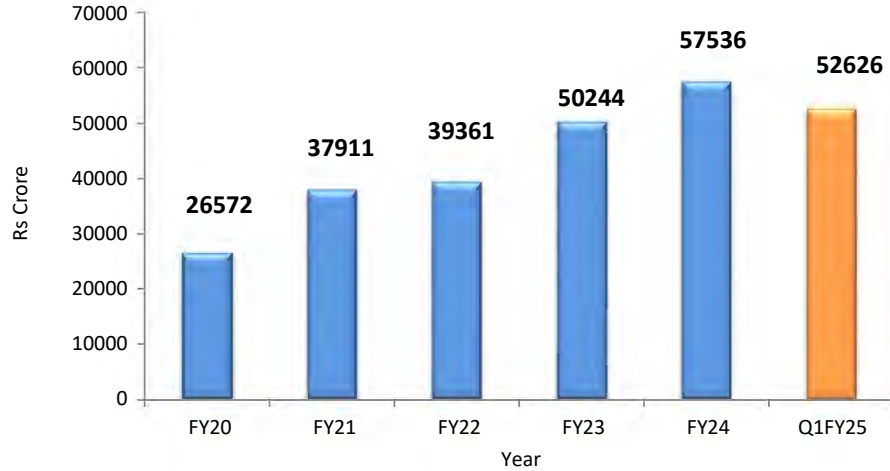


Debt & D/E Ratio

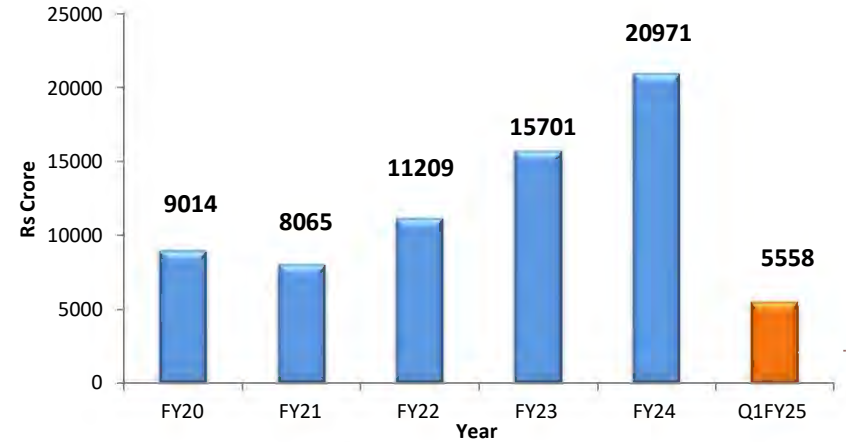


Financials: Historical (Consolidated)

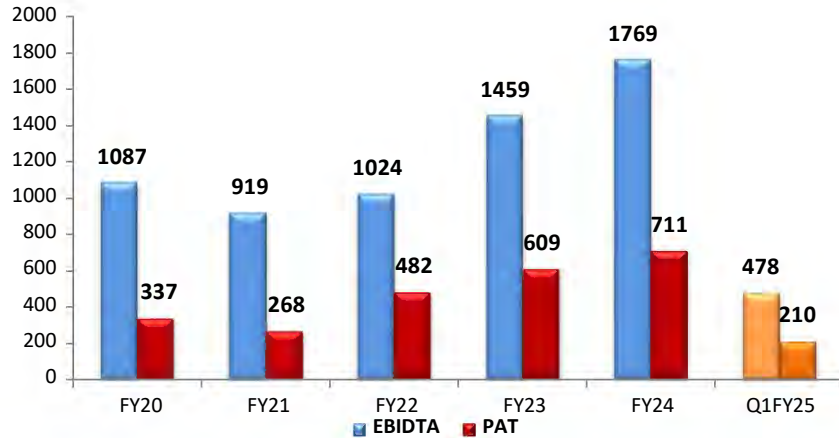
Order Book



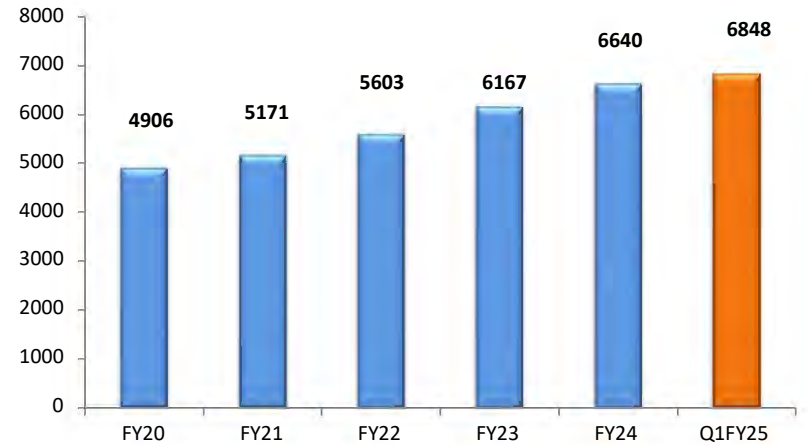
TURNOVER



EBIDTA & PAT



Network



Financials Significant Updates for Q1FY25

- Highest ever turnover in Q1
- Strong performance in all the key metrics despite elections during the period.
- Strong Order Inflow Pipeline.
- Credit Rating of the company upgrade to AA- with stable outlook (India Ratings & Research).



Projects Snapshot

Bengaluru Metro

Projects Snapshot: Major Projects ▶

World Trade Center, Delhi



Agartala Airport, Tripura



AIIMS Bathinda



Piyaj-Boru, Ahmedabad



Projects Snapshot: Major Projects under Execution

Design, supply, install & commission Advance Metering Infrastructure (AMI) in Maharashtra	5,756 Cr	Construction of Viaduct & Stations for Bangalore Metro Rail, Bangalore	2,167 Cr
Construction of One of the Largest Waste water treatment plants in Malad, Mumbai	3,833 Cr	International Trade Towers, Nauroji Nagar, New Delhi	1,652 Cr
Construction of twin tunnel from Goregaon to Khindipada, Mulund in Mumbai.	3,214 Cr	Survey, Design, Drawings & Construction of multi group of villages water supply scheme in Agra	1,635 Cr
Residential Buildings/ Towers & Townships including O&M at Karwar, Karnataka	2,467 Cr	All India Institute of Medical Sciences at Awantipora, Jammu & Kashmir	1,473 Cr
Design, supply, install & commission Advance Metering Infrastructure (AMI) in Bihar	2,324 Cr	Mumbai Coastal Road Project North - Bangur Nagar to Mindspace Malad Interchange & GMLR Connector in Mumbai, Maharashtra	1,304 Cr
Develop India International Horticulture Market at Ganaur, Sonapat, Haryana	2,199 Cr	Mine Development & Operation at Pachhwara North Coal Block in Jharkhand	4,763 Cr*

* The value represents projected turnover for next 3 years

Thank you

www.ncclimited.com

